

Who should complete this form

The candidate and the person appointed to represent them at a voting/counting centre (i.e. scrutineer).

Tab through to complete. Print form to sign and hand to officer-in-charge of voting/counting centre.

Part A

Candidate to complete

To the officer in charge of the voting/counting centre

(Insert name/place of voting or counting centre)

Division (Insert name of division)

I, (name of candidate)

hereby appoint Title Given name/s (name of scrutineer)

Surname

Residential address of Suburb State Postcode

To act as my scrutineer at the above location for the election to be held on Date of election

Signature of candidate

Date

Part B

Scrutineer to complete

I, Title Given name/s Surname

Residential address of Suburb State Postcode

promise that I:

- will act as a scrutineer to the best of my understanding and ability
- will not influence:
 - how an elector votes
 - the result of the election (other than recording my own vote)
- will not reveal what I know about the vote of an elector, except in reply to a question which I am required by law to answer
- will adhere to the code of conduct (see page 2).

Signature of scrutineer

Date

Code of conduct

These code of conduct requirements for scrutineers are to be read in conjunction with the electoral offences outlined in section 295 of the *Electoral Act 2004* (see electoral offences listed below).

The following additional conditions stipulate the behaviour expected at all voting centres and must be observed by all persons undertaking scrutineering activities.

Scrutineers must not:

- use language that provokes violence towards other candidate or political party campaign workers or members of the public
- intimidate candidates or voters
- enter the prohibition zone set by the officer in charge (OIC) of the voting centre unless duly appointed
- publish or display false information about other candidates or political parties
- plagiarise any other candidate or political party name, acronym or symbol
- offer any inducement or reward to a person to vote for a candidate or party
- destroy, remove or deface posters belonging to other candidates or political parties.

A person who does not comply with these conditions may be removed from the voting centre by the OIC or by the police.

Penalties may apply.

Electoral offences

Section 295 Control of behaviour at voting centres and scrutiny centres

- (1) A person must not enter or remain in a voting centre or scrutiny centre except with the permission, express or implied, of the officer in charge of the place or centre.

Maximum penalty: 400 penalty units or imprisonment for 2 years.

- (2) An offence against subsection (1) is a regulatory offence.

- (3) Subsection (1) does not apply to:

- (a) an officer; or
- (b) a scrutineer unless the scrutineer is, under section 47(5), no longer entitled to be at the voting centre or scrutiny centre; or
- (c) for a voting centre - a person voting or about to vote.

- (4) A person must not disrupt an activity being carried out under the Act at a voting centre or scrutiny centre.

Maximum penalty: 400 penalty units or imprisonment for 2 years.

- (5) If an authorised officer at a voting centre or scrutiny centre reasonably believes a person's conduct is likely to disrupt an activity being carried out under the Act at the place or centre, the officer may direct the person to leave and stay away from the place or centre.

- (6) The person must not, without reasonable excuse, disobey the direction.

Maximum penalty: 100 penalty units.

- (7) A person who does not comply with the direction may be removed from the place by a police officer.

- (8) A scrutineer must not, without reasonable excuse, communicate with any person in a voting centre other than in the exercise of the scrutineer's functions.

Maximum penalty: 20 penalty units.

- (9) A scrutineer must not, without reasonable excuse, interfere with or attempt to influence a voter at a voting centre.

Maximum penalty: 200 penalty units or imprisonment for 12 months.

Scrutineer rights and responsibilities

NOTE: Scrutineers must wear the vest and ID tag provided by the NT Electoral Commission.



How many scrutineers are allowed in a voting or counting centre?

Voting centres

Only one scrutineer representing a particular candidate is entitled to be present at a voting centre, and to enter or leave a voting centre, during voting hours. The OIC will retain the vest and ID tag issued to the scrutineer whilst not in the voting centre. NOTE: A scrutineer's place may be taken by another appointed scrutineer.

Scrutiny/counting centres

One scrutineer representing a particular candidate is entitled (per count table) to be present at a scrutiny/counting centre, and to enter or leave a scrutiny/counting centre, during the conduct of the scrutiny. The OIC will retain the vest and ID tag issued to the scrutineer whilst not in the scrutiny/counting centre. NOTE: A scrutineer's place may be taken by another appointed scrutineer.

Unless advised to the contrary, two count tables will be in operation at voting centres or scrutiny/counting centres.

A scrutineer who contravenes the above is no longer entitled to be at the voting or scrutiny/counting centre.

What a scrutineer can and can't do

A scrutineer CAN:

- observe voting procedures – except the elector actually voting
 - be nominated by an elector to assist with the completion of their ballot paper/s
 - object to the right of any person to vote - the objection will be noted, although the officer in charge (OIC) may still allow the person to vote
 - enter and leave the voting/counting centre at any time during voting/counting - the OIC will retain the vest and ID tag issued to the scrutineer whilst not in the voting/counting centre
- Note:** A scrutineer's place may be taken by another appointed scrutineer
- inspect, but not touch, any ballot paper at the count.

A scrutineer CANNOT:

- stay in a voting centre unless you have provided a completed appointment form
- go into a voting centre without your identification badge and vest
- touch ballot papers
- position themselves in a way that they have a view of the elector marking their ballot paper/s
- go near the voting compartments; except to observe while a voter is being helped by a voting official to mark his/her ballot paper
- interfere with a voter, or attempt to influence them
- reveal anything they know about how an elector has voted
- wear or show campaign emblems, t-shirts, badges or similar inside the voting centre
- use an image recording device (i.e. camera, video recorder, or a camera/video-enabled mobile phone) in a voting or counting centre
- show, hand-out, leave or remove 'How-to-Vote' material in or from the voting centre
- communicate with any person in a voting centre other than in the exercise of their functions as a scrutineer
- help with clearing voting booths or the removal of material from a voting centre
- assist with the sorting or counting of ballot papers.

Please discuss any queries or objections about procedures with the OIC of the voting or counting centre. Do not talk to voting/counting staff, as they must concentrate on their own duties.

You must respond to any lawful direction from the OIC. Runners cannot come into a voting centre and campaign workers can enter once – in order to vote.



Please turn your mobile phone off or switch to silent before entering a voting/counting centre.

Ballot paper formality

Formal ballot papers

A ballot paper is formal provided the order of preference for each candidate and the voter's intention is clear. Changes to numbers, numbers written outside the squares, drawings and slogans do not make the ballot paper informal provided the ballot paper is otherwise marked correctly.

Under the *Electoral Act 2004* a cross (✖) or a tick (✓) or the figure one (1) is taken to be the first preference of a voter.

Formal ballot paper examples:

NORTHERN TERRITORY OF AUSTRALIA
Electoral Act 2004

BALLOT PAPER
Election of one Member of the Legislative Assembly
for the Division of

SAMPLE
Number the boxes 1 to 5 in
the order of your choice.
Remember, number every box to make your vote count.

1  C CANDIDATE
Party A

2  A CANDIDATE
Party C

3  G CANDIDATE
Independent

4  B CANDIDATE
Party B

5  R CANDIDATE
Independent

SAMPLE

NORTHERN TERRITORY OF AUSTRALIA
Electoral Act 2004

BALLOT PAPER
Election of one Member of the Legislative Assembly
for the Division of

SAMPLE
Number the boxes 1 to 5 in
the order of your choice.
Remember, number every box to make your vote count.

5  C CANDIDATE
Party A

1  A CANDIDATE
Party C

2  G CANDIDATE
Independent

4  B CANDIDATE
Party B

3  R CANDIDATE
Independent

SAMPLE

NORTHERN TERRITORY OF AUSTRALIA
Electoral Act 2004

BALLOT PAPER
Election of one Member of the Legislative Assembly
for the Division of

SAMPLE
Number the boxes 1 to 5 in
the order of your choice.
Remember, number every box to make your vote count.

 C CANDIDATE
Party A

1  A CANDIDATE
Party C

2  G CANDIDATE
Independent

4  B CANDIDATE
Party B

3  R CANDIDATE
Independent

SAMPLE

Informal ballot papers

A ballot paper is informal if:


- It is completely blank
- There is no number 1 or a cross (✖) or a tick (✓)
- The number 1, a cross (✖) or a tick (✓) appear against two or more names
- Two or more squares have been left blank
- A number has been repeated
- There is a break in the number sequence e.g. 1, 3, 4
- Writing on the ballot paper identifies the voter.


Informal ballot paper examples:


NORTHERN TERRITORY OF AUSTRALIA
Electoral Act 2004


BALLOT PAPER
Election of one Member of the Legislative Assembly
for the Division of


SAMPLE
Number the boxes 1 to 5 in
the order of your choice.
Remember, number every box to make your vote count.

 C CANDIDATE
Party A

 A CANDIDATE
Party C

 G CANDIDATE
Independent

 B CANDIDATE
Party B

2  R CANDIDATE
Independent

SAMPLE

NORTHERN TERRITORY OF AUSTRALIA
Electoral Act 2004

BALLOT PAPER
Election of one Member of the Legislative Assembly
for the Division of

SAMPLE
Number the boxes 1 to 5 in
the order of your choice.
Remember, number every box to make your vote count.

2  C CANDIDATE
Party A

1  A CANDIDATE
Party C

2  G CANDIDATE
Independent

4  B CANDIDATE
Party B


3  R CANDIDATE
Independent


SAMPLE

NORTHERN TERRITORY OF AUSTRALIA
Electoral Act 2004


BALLOT PAPER
Election of one Member of the Legislative Assembly
for the Division of


SAMPLE
Number the boxes 1 to 5 in
the order of your choice.
Remember, number every box to make your vote count.

 C CANDIDATE
Party A

 A CANDIDATE
Party C

 G CANDIDATE
Independent

 B CANDIDATE
Party B

 R CANDIDATE
Independent

SAMPLE