

From: Secretariat NTEC
Sent: Thursday, 15 December 2022 4:45 PM
To: mayor@palmerston.nt.gov.au
Cc: luccio.cercarelli@palmerston.nt.gov.au; Sean Holden; Robert Sarib; Iain Loganathan
Subject: LG Representation Committee
Attachments: 3 wards scenario C.pdf; 3 wards scenario D.pdf; 3 wards scenario E.pdf

Dear Mayor Athina Pascoe-Bell,

I would like to thank you on behalf of my fellow committee members for inviting us to participate in the workshop on Tuesday. The discussions held that evening were constructive and provided us with greater insight to Council's reasoning for not supporting either of the 4 ward scenarios in the preliminary report.

Following the workshop the committee met and agreed not to have wards with less than 2 members and to recommend to the Minister for Local Government to increase the City of Palmerston's number of ordinary members by one.

The Committee acknowledges that the Council does not support a ward structure and if a ward structure were to be implemented, their preference is the two ward scenario provided to the committee. The workshop also clarified Council's interpretation of Section 32 (2)(c) of the *Local Government Act 2019* and why they do not support placing older suburbs in one ward. While the committee does not concur with this interpretation it accepts there is a logical rationale for having a differing mix of suburbs in each ward.

The Committee has further reviewed the 2 ward proposal submitted by Council and determined that scenarios with more than 2 wards provide fairer representation outcomes. The Committee also accepts that neither of the 4 wards scenarios considered address concerns raised by Council.

Of all the 3 ward scenarios discussed at the workshop, scenario C seemed the most supported by Council. This scenario has a minimum of two members in each ward, the older suburbs in different wards, provides fair representation, meets the assessment criteria in section 31 and 32 of the Act and the methodology detailed in the preliminary report. It is our intention to recommend scenario C in the final report.

This scenario is for a council comprised of 8 ordinary members and a mayor. While the committee will recommend to increase the number of members this is ultimately a decision for the Minister. To accommodate the possibility that the Minister chooses not to support an increase in membership a second scenario has to be included. This second scenario will be nearly identical to the first, but will have 7 members and a mayor. The Committee has developed 2 scenarios for 7 members and seeks feedback from Council on their preference.

The Committee has noted your concerns to scenario C detailed in your email but are of the view that a 3 ward scenario provides for fair representation. The final report will be submitted by the end of January so please provide any feedback by Friday 13 January 2023.

Maps of all 3 scenarios are attached for your consideration and comment.

Should you have any queries please contact either myself or the secretariat. With the Christmas holidays fast approaching please bear in mind that the Committee may not be available but are working until the Xmas shutdown and will be back at work on 9 January.

On behalf of the Committee please pass on season greetings to members and staff, wishing you all a safe and relaxing holiday.

Kind regards,

Sean Holden

Local Government Representation Committee

Committee Chair

21 Parap Road, Parap NT 0820 | PO Box 2017, Parap NT 0820

T: 08 8944 9688 | **E:** Sean.Holden@lgant.asn.au

Secretariat

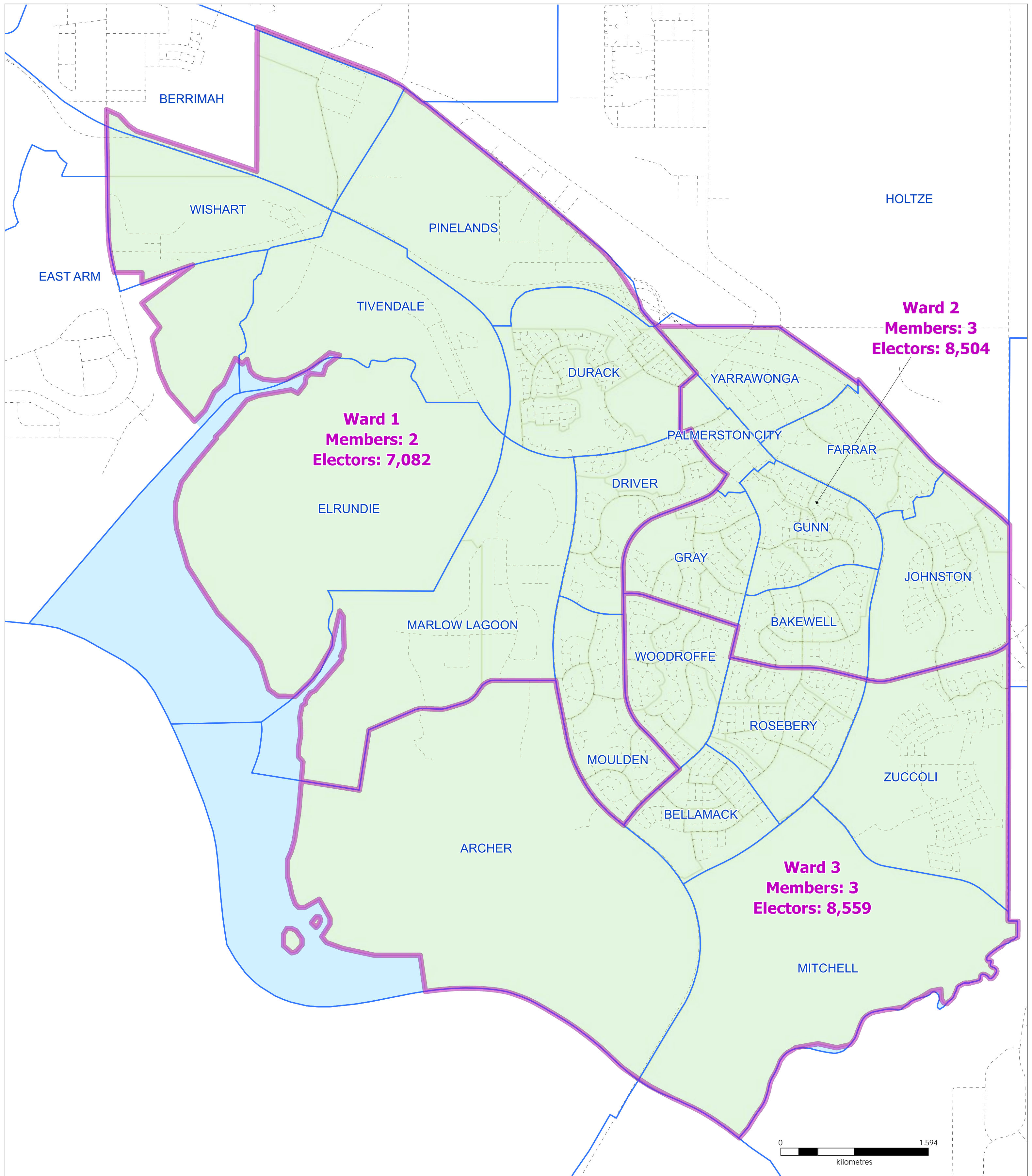
Level 3, TCG Centre | 80 Mitchell Street, DARWIN NT 0800 | GPO Box 2419, DARWIN NT 0801

T: 08 8999 7641 | **F:** 08 8999 7630 | **E:** Secretariat.NTEC@nt.gov.au | **ABN:** 84 085 734 992

Website: [Local Government Representation Reviews](#)

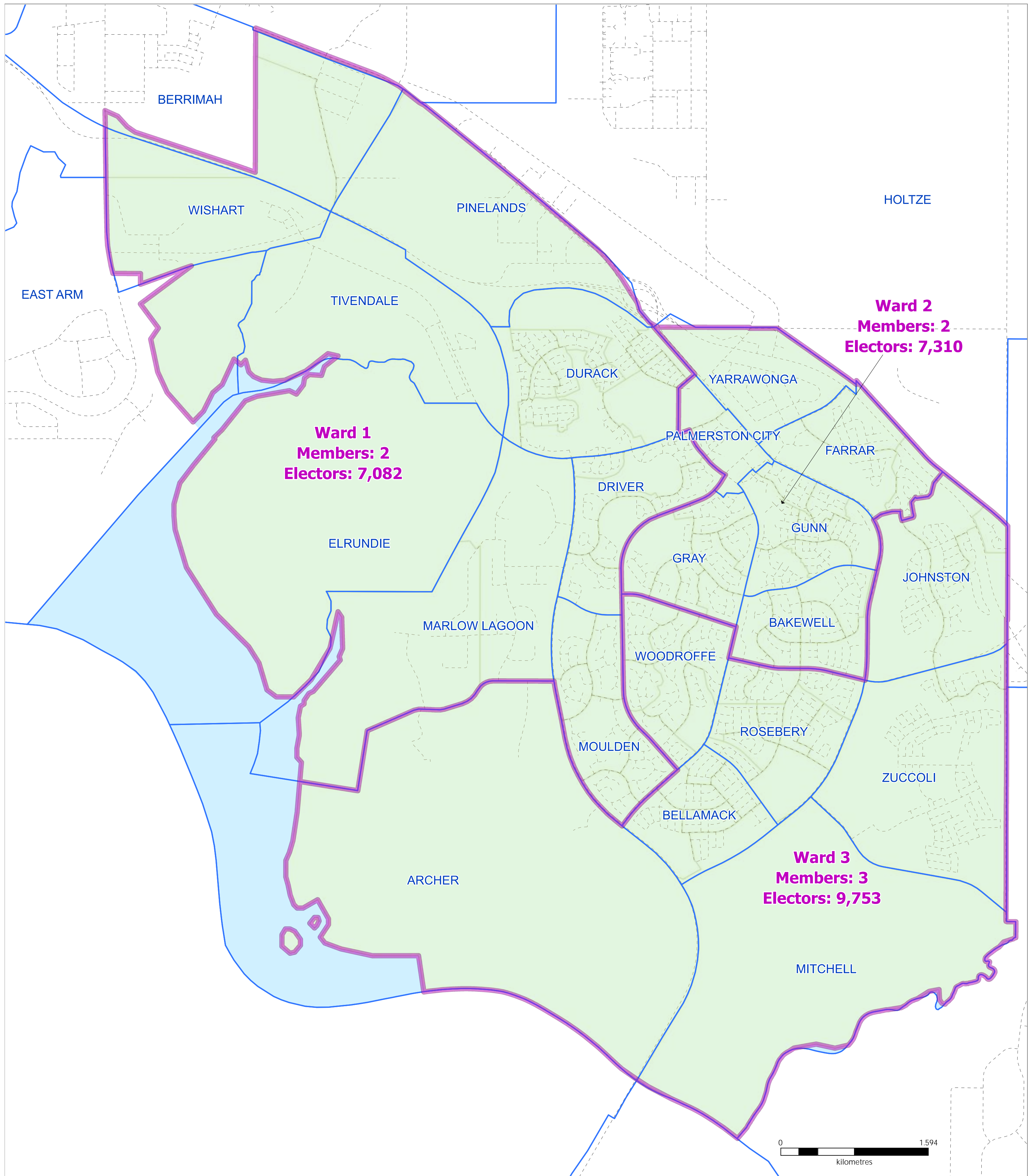
Confidentiality and Disclaimer Statement:

Use or transmittal of the information in this email other than for authorised NT Government business purposes may constitute misconduct under the **NT Public Sector Code of Conduct** and could potentially be an offence under the **NT Criminal Code**. If you are not the intended recipient, any use, disclosure or copying of this message or any attachments is unauthorised. If you have received this document in error, please advise the sender. No representation is given that attached files are free from viruses or other defects. Scanning for viruses is recommended.



Ward	Members	Electors	Electors per councillor
1	2	7,082	3,541
2	3	8,504	2,835
3	3	8,559	2,853
Total	8	24,145	3,018

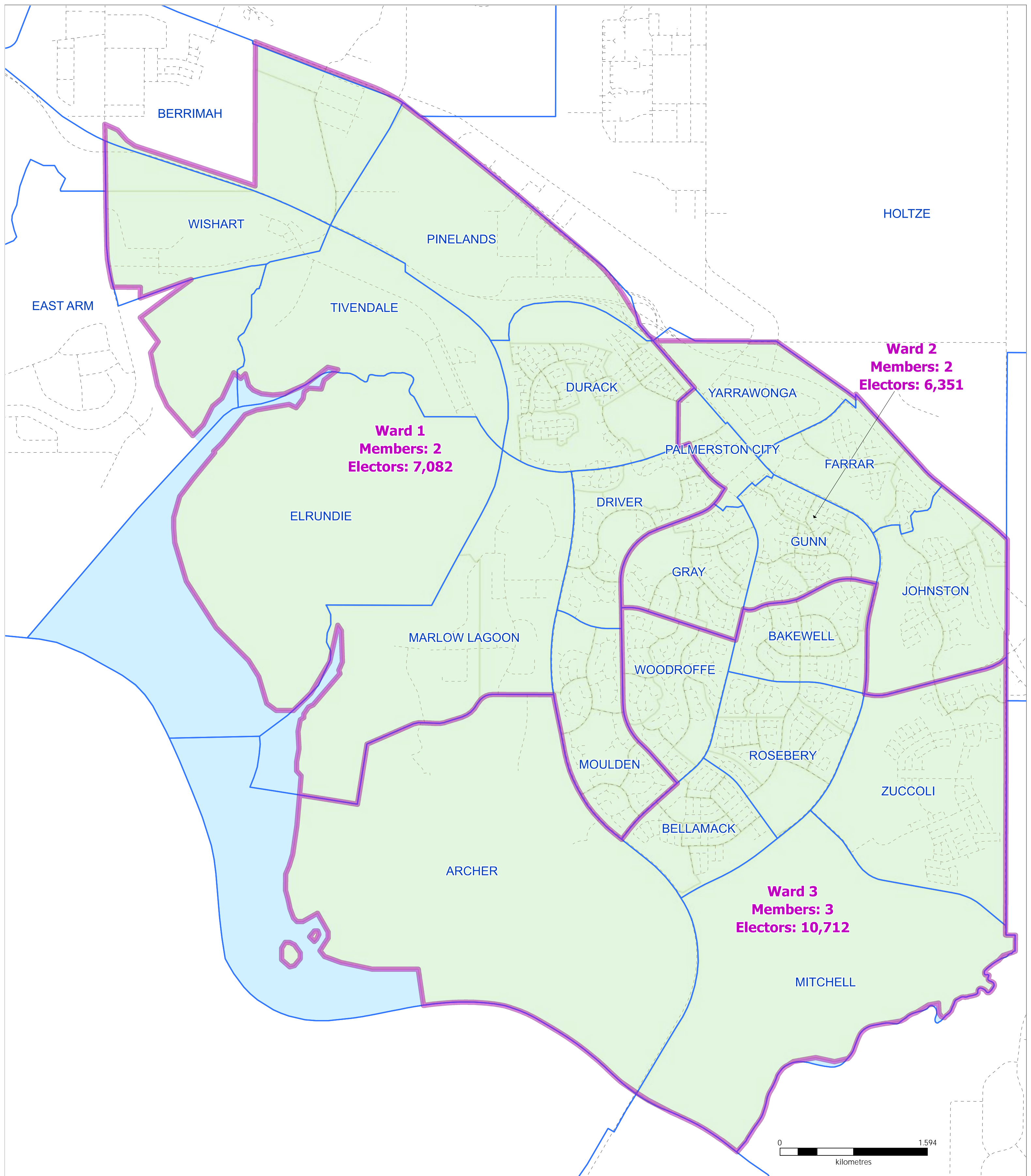
City of Palmerston
3 wards, scenario C



Ward	Members	Electors	Electors per councillor
1	2	7,082	3,541
2	2	7,310	3,655
3	3	9,753	3,251
Total	7	24,145	3,449

City of Palmerston
3 wards, scenario D





Ward	Members	Electors	Electors per councillor
1	2	7,082	3,541
2	2	6,351	3,176
3	3	10,712	3,571
Total	7	24,145	3,449

City of Palmerston
3 wards, scenario E

City of Palmerston 3 ward scenarios 3 ward scenarios

Scenario C

Ward	Members	Electors	E:M ratio
Ward 1	2	7,082	3,541.0
Ward 2	3	8,504	2,834.7
Ward 3	3	8,559	2,853.0
Total	8	24,145	3,018.1

Variance = 706.3

Scenario D

Ward	Members	Electors	E:M ratio
Ward 1	2	7,082	3,541.0
Ward 2	2	7,310	3,655.0
Ward 3	3	9,753	3,251.0
Total	7	24,145	3,449.3

Variance = 404.0

Scenario E

Ward	Members	Electors	E:M ratio
Ward 1	2	7,082	3,541.0
Ward 2	2	6,351	3,175.5
Ward 3	3	10,712	3,570.7
Total	7	24,145	3,449.3

Variance = 395.2