



**NORTHERN
TERRITORY
ELECTORAL
COMMISSION**
EVERY vote counts!



2017 NT Council Elections Report

ISBN: 978-0-9942521-3-5

© 2017. This publication is copyright.

No part may be reproduced by any process, except in accordance with the Copyright Act 1968. For requests concerning reproduction and rights please direct all enquiries to the Northern Territory Electoral Commission Darwin office.

DARWIN

Level 3, TCG Centre
80 Mitchell Street
DARWIN NT 0800
GPO Box 2419
DARWIN NT 0801

Phone: (08) 8999 5000

Fax: (08) 8999 7630

Website: www.ntec.nt.gov.au

Email: ntec@nt.gov.au

ALICE SPRINGS

MyVote Central
Yeperenye Centre
Hartley Street
ALICE SPRINGS NT 0870
PO Box 2304
ALICE SPRINGS NT 0871

Phone: (08) 8951 5971

Fax: (08) 8952 4216

Contents

Section 1: Election overview	1
Section 2: Recommendations.....	9
Section 3: Legislative reforms	11
Section 4: Governance and IT.....	14
Section 5: Enrolment	20
Section 6: Public awareness	28
Section 7: Election Management.....	33

Appendices

Appendix A: Representation and enrolment by council.....	52
Appendix B: Nominations by gender and age range	54
Appendix C: List of candidates.....	56
Appendix D: Postal voting – number of applications and votes admitted.....	63
Appendix E: Early voting – locations and number of votes taken	65
Appendix F: Mobile voting – locations an number of votes taken.....	66
Appendix G: Election Day – locations and number of votes taken	68
Appendix H: Ballot papers counted – by council	69
Appendix I: Ballot papers counted – by vote type	71
Appendix J: Quota required under proportional representation.....	73
Appendix K: Informality rates by council/ward	75
Appendix L: Analysis of informality rates.....	77
ELECTION RESULTS	83
COUNCIL SNAPSHOTS	93

Section 1: Election overview

- 1.1 The 2017 NT Council Elections were general elections conducted for 16 of the 17 Northern Territory local councils in August 2017. The City of Palmerston election was postponed until March 2018 due to the suspension of the council in July 2017. The election was further deferred, by one week, due to Cyclone Marcus.
- 1.2 The 2017 NT Council Elections included an election for Belyuen Community Government Council for the first time since the council was suspended in 2007. The council was reinstated by the Minister for the Department of Local Government, Housing and Community Development (DLGHCD) on 1 August 2017.
- 1.3 As part of the NT Electoral Commission's (NTEC) commitment to accountability and transparency, an election service charter, detailing key performance indicators and service standards, was developed and provided to all councils and stakeholders. The charter detailed the model used for determining and appropriating election costs and key performance indicators for election outcomes; including enrolment, voter participation, informality rates and the provision of elector information.
- 1.4 In December 2015, all councils received preliminary estimates of their individual costs for the general elections. Councils were charged the full marginal cost of the elections with no corporate overhead (as charged for by-elections and fee-for-service elections). The initial estimated cost totalled \$1.72 million. However, after the nomination period closed the total estimated cost was revised down to \$1.59 million because some council wards were uncontested and therefore an election was not required.

Election opportunities

- 1.5 Service Level Agreements (SLAs) were negotiated with each council outlining the costs for the preparation and conduct of their election/s. These included the functions and responsibilities of the NT Electoral Commission and the agreed provision of council resources such as staff, vehicles, accommodation and premises, to help offset costs.
- 1.6 Amendments to the *Local Government Act 2008* (LG Act) in 2015 deferred the general election from March 2016 to August 2017. These amendments also stipulate that local government (LG) general elections are now held 12 months after the Legislative Assembly (LA) election. This meant the elections were conducted in the dry season, reducing costs in the Top End as remote communities could be accessed by vehicle rather than by plane or helicopter.
- 1.7 A full 12 months between the NT Legislative Assembly and NT Local Government elections also gave the NT Electoral Commission more time to plan and prepare for the elections and to work with councils.
- 1.8 Additional savings also resulted from this timing change as procured resources for the Legislative Assembly election such as electronic certified lists, advertisements and cardboard materials for voting centres could be used again.



Election challenges

- 1.9 The biggest challenges for the LG elections were the accuracy of the electoral roll and voter participation. Enrolment rates for the Northern Territory have consistently been the lowest of all Australian jurisdictions and evidence shows they continue to decline in remote areas.
- 1.10 The enrolment rate for the 2017 NT Council Elections was 83.8 per cent. This represented a slight improvement for the Territory however it is still well below the national rate of 96 per cent. There are a number of factors contributing to the Territory's low enrolment rate including; the younger average age of the eligible population, highly transient populations in both urban and remote areas and the difficulties in maintaining the roll in remote areas.
- 1.11 From July 2017, Australian Electoral Commission (AEC) staff numbers were significantly reduced in the NT office. This meant that enrolment functions were transferred to the AEC Queensland office. As a result, the AEC no longer locally conducts field programs to address the quality of the electoral roll in remote areas.
- 1.12 One of the negotiated outcomes of the SLAs for the 2017 NT Council Elections was that all regional councils would conduct roll cleansing exercises in their communities, at their cost and utilising their resources. Councils were able to identify where electors had moved from a community, were deceased and any possible name duplications. While these activities were effective in identifying electors who no longer resided in the community, they did not capture new electors, including young people. Consequently, very little enrolment growth was obtained through this exercise, with approximately 200 electors being removed from the roll overall. A notable number of electors were identified as no longer residing in the community but because councils did not know where they had moved to they were not removed from the electoral roll.
- 1.13 With the roll known to be inaccurate, the true extent of voter participation is difficult to calculate. However, using the enrolment figures at the time of each election, the voter participation rate was approximately 57 per cent for the 2017 NT Council Elections and 65 per cent for the 2018 City of Palmerston Election.
- 1.14 Voter turnout rates for regional councils were considerably lower, with the average rate being 36 per cent. East Arnhem Regional Council had the lowest with a 19 per cent participation rate. In comparison, the City of Darwin's rate was 67 per cent, with 71 per cent for Alice Springs Town Council.
- 1.15 Another challenge for the 2017 NT Council Elections was communicating to voters that proportional voting required every square to be marked. This was different to the optional preferential voting used at the 2016 Territory Election which did not require all squares to be marked. The Commission adapted advertisements used for the 2016 Territory Election for enrolment, early voting and election day voting. New formality advertisements (television, radio and print) were also produced to emphasise the change.
- 1.16 In addition to the advertisements, how-to-vote videos emphasising formal voting were produced and made available in 13 Aboriginal languages, Tagalog and simple English. These were provided on devices in every voting centre (including mobile voting centres) as well as on the NTEC's website, YouTube channel and stakeholder websites. Large posters showing full preferential voting instructions were also produced for every voting centre.

- 1.17 Despite the messaging, there was a 5 per cent increase in unintentional informal voting. Some of this increase however, can be attributed to the high number of candidates for some elections, for example Alice Springs Town Council (19) and City of Darwin Lord Mayor (17).
- 1.18 The high number of candidates for some councils also resulted in long wait times at some voting centres (in particular election day voting centres) as voters took longer to number their ballot papers. This was partially remedied with the provision of extra voting screens, although some voting centres still experienced queuing.

Communications innovations

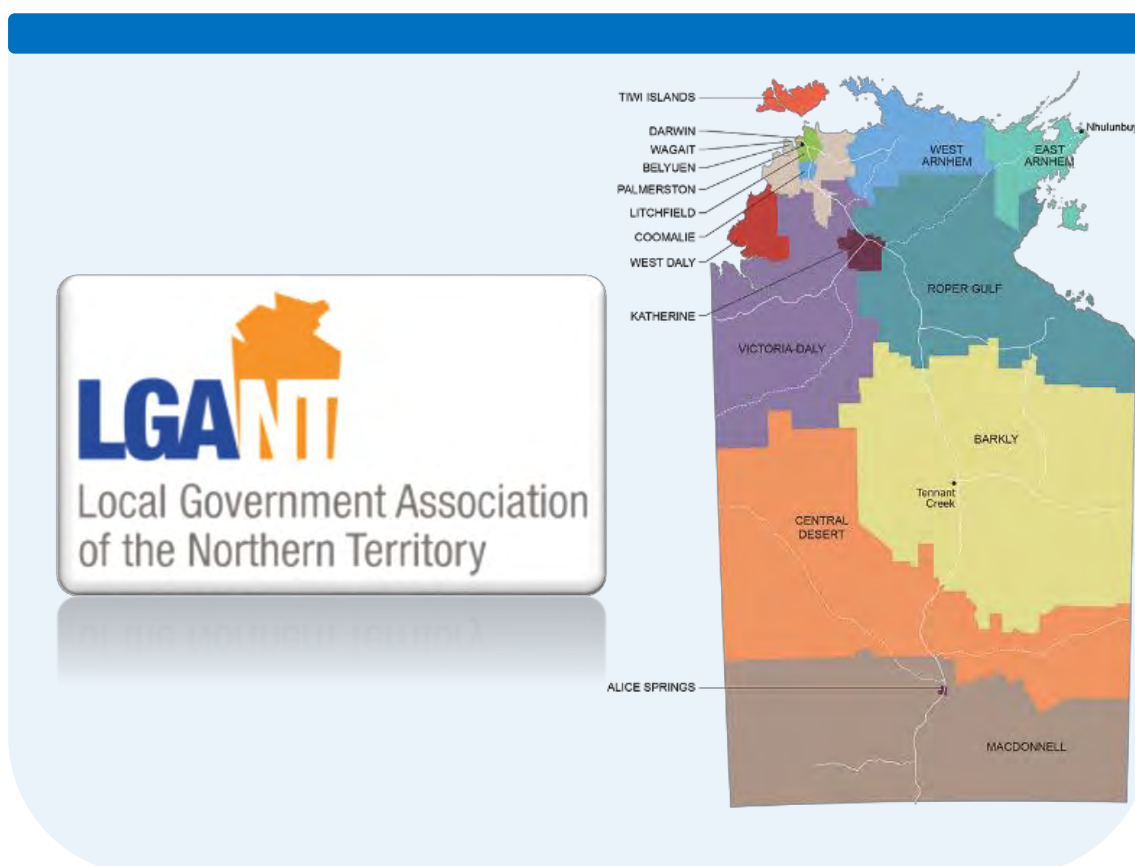
- 1.19 Between the local government general elections of 2012 and 2017, there have been multiple changes to the conduct of elections in the Northern Territory including digital certified lists with electronic mark off and legislative changes removing the eligibility criteria for early and postal voting. However, many of these advances were introduced for the 2016 Territory Election and have been reported on in detail in that election's report.
- 1.20 Nevertheless, there were further innovations implemented at these elections, particularly with communications strategies. After trialling the use of direct emails and text messages to electors during the 2016 Territory Election, they became a major tool used to communicate information for the council elections. Information about enrolling to vote, remote voting schedules, election day reminders, informing Palmerston electors not to vote in August 2017 and notifying Palmerston electors about the deferment of their election due to Cyclone Marcus, were just some of the messages sent direct to voters via email or text message.
- 1.21 The 2017 NT Council Elections and the 2018 City of Palmerston Election also extensively used social media as well as a digital marketing campaign run by an external contractor to further the reach of the public awareness campaigns.
- 1.22 In addition, audio versions of the television advertisements made for the elections were translated into nine Aboriginal languages for the first time, and aired across Indigenous radio stations appropriate to the different language groups.

Voter services

- 1.23 Repeating trends from the 2016 Territory Election, the removal of the eligibility criteria for early voting (in 2015) resulted in high numbers of voters choosing to vote early. Early voting centres were again located in convenient and accessible places like shopping centres and most were open on the Saturday prior to election day.
- 1.24 A total of 36.9 per cent of electors voted early for the 2017 NT Council Elections and 54.2 per cent voted early for the 2018 City of Palmerston Election. This was the first time in the Territory that more people opted to vote earlier than election day. For the 2016 Territory Election the early voting rate was 36.2 per cent and at the previous LG general election it was 11.8 per cent (the eligibility criteria was still in place in 2012).
- 1.25 Postal voting, again with its eligibility criteria being removed in 2015, was also well utilised by voters with 5.0 per cent of votes cast by post (up from 4.3 per cent in the 2016 Territory Election and 2.6 per cent in the 2012 LG general election). A new innovation for these elections was the convenience of online application forms for postal voting through the NTEC website. In total 58 per cent of all postal vote applications came via the online form for the 2017 NT Council Elections, with 83 per cent for the 2018 City of Palmerston Election.

Partnerships

- 1.26 The Commission partnered with regional councils to deliver remote voting services in their council areas. This assistance, in the form of staff, accommodation and premises, roll review exercises, and vehicles and transport, was agreed upon in their SLAs. Furthermore, regional councils also provided a great deal of informal support such as, assisting candidates with the nomination process and promoting the election through their networks, including social media channels.
- 1.27 DLGHCD supported the 2017 NT Council Elections by conducting activities to increase awareness about the elections in regional council areas through their community engagement staff. Their significant efforts meant that at least one nomination for every vacancy was achieved. This meant that no supplementary elections were required for regional councils, avoiding the expense of further elections.
- 1.28 The Local Government Association of the Northern Territory (LGANT) also provided the Commission with invaluable support. This collaboration included:
- Co-delivery of information sessions for candidates (by council area)
 - Development and production of a short video explaining the nomination process and candidate requirements
 - LGANT contributing \$50,000 which was used for the translation into 15 languages of advertisements, a how-to-vote video and a nomination/candidate video
 - Heavy promotion of the elections through their networks, communication channels and field work.



KEY FACTS

Council boundaries

While there were no changes to council boundaries for the 2017 NT Council Elections, there were changes to some ward names and structures across a number of councils. Details of these changes are provided in the enrolment chapter (Section 5).

Reviews of council boundaries are conducted by the councils themselves with recommendations made directly to the Minister. The NTEC has made recommendations in this report to improve the independence and transparency of this process.

Key dates

Election milestone	Date
Gazettal of date by Minister / nominations open	Friday, 14 July 2017
Close of electoral roll	5:00pm - Tuesday, 25 July 2017
Close of nominations	12noon - Thursday, 3 August 2017
Election day	Saturday, 26 August 2017
Declaration of election results	Monday, 4 September 2017

Communications

In addition to traditional forms of advertising (print, television and radio) extensive social media and digital marketing campaigns were conducted together with direct elector communication strategies:

Some of the key communication achievements were:

- a total of 404 posts circulated during the election periods - 204 Facebook (including four 'push advertisements') and 200 Twitter posts
- an 11 week digital marketing campaign promoting enrolment, postal and early voting, election day and formal voting with a reach of 137,980 users
- 60,410 emails sent to electors providing information about early voting, remote voting, election day voting and election deferral information for City of Palmerston voters
- 44,715 text messages sent with the same messaging.

Enrolment

- At the close of roll for the 2017 NT Council Elections, there were a total of 133,927 electors enrolled to vote in the Northern Territory. A total of 112,653 electors were eligible to vote across the 16 councils involved.
- At the close of roll for the 2018 City of Palmerston Election, there were 21,261 electors enrolled in that council area.
- The total number of enrolled electors across both elections was 133,914. This was an increase of 16,435 electors compared to the 2012 local government elections, but a decrease of 1,592 electors from the Territory election in August 2016.
- The estimated enrolment participation rate was 83.8 per cent
- The youth (18 – 24 years) enrolment participation rate was 66.9 per cent.

KEY FACTS

Candidates

- Across all elections, there was a total of 320 candidates for 157 vacancies.
- Of these, 211 were male and 109 were female (65.9 per cent and 34.1 per cent respectively).
- Of the 60 possible elections (including all councils and wards and mayor or president positions) for local government in the Territory, 45 were contested (75 per cent) and 15 were uncontested (25 per cent).

Voting services

Table 1 summarises the number of ballot papers that were issued to electors through the various voting services provided across all elections. Voters who were issued with two ballot papers – one for mayor/president and one for councillors – have only been counted once for the purpose of this table.

Please note, due to several factors, the number of ballot papers issued is not equal to the number of ballot papers counted. The number of ballot papers issued is the most appropriate to determine participation.

Table 1: Votes issued by vote type

Vote type	2017 NT Council Elections		2018 City of Palmerston Election		Total for both elections	
	Number	%	Number	%	Number	%
Early	23,813	36.9	7,471	54.2	31,284	39.9
Postal	3,210	5.0	914	6.6	4,124	5.3
Remote - mobile	6,028	9.3	-	-	6,028	7.7
Urban* - mobile	200	0.3	21	0.2	221	0.3
Election day	31,288	48.5	5,383	39.0	36,671	46.8
Total votes issued	64,539	100	13,789	100	78,328	100
Enrolment/turnout	112,653	57.3	21,261	64.9	133,914	58.5

* Includes visits to hospitals and aged care centres in Darwin and Alice Springs. Visits to hospitals and aged care centres in Katherine, Nhulunbuy and Tennant Creek were conducted by remote voting teams. Prisons use postal voting services.

KEY FACTS

Postal voting

- Postal voting commenced on Monday 7 August with applications available from Monday 29 May for the 2017 NT Council Elections.
- Postal voting commenced on Monday 26 February with applications available from Monday 18 December 2017 for the 2018 City of Palmerston Election.
- A total of 5,355 postal vote packs were issued for all elections, of which 4,124 were returned.
- Of those returned, 3,436 were admitted for further scrutiny (83.3 per cent) and 727 were rejected or cancelled (17.6 per cent). Please note the number of postal votes admitted for scrutiny is not always the same as the number of postal votes counted.

Early voting

- Early voting commenced Monday 14 August 2017 for a two-week period, including the Saturday prior to election day for the 2017 NT Council Elections.
- For the City of Palmerston election, early voting commenced Monday 5 March for a two-week period, however this was extended by three days (21 – 23 March) with the deferment of the election due to Cyclone Marcus.
- A total of 31,284 early votes were issued across all elections which was 39.9 per cent of the total ballot papers counted.
- The 2018 City of Palmerston Election was the first time in the Northern Territory that more electors voted prior to election day. There were 7,471 early votes cast (54.2 per cent of total votes) compared to 5,383 election day votes (39.0 per cent).
- There were eight early voting centres across the Territory located in Alice Springs Darwin (2), Casuarina, Coolalinga, Katherine, Palmerston and Tennant Creek.

Mobile voting

- Mobile voting commenced on Monday 14 August 2017 for a two-week period in both urban and remote areas for the 2017 NT Council Elections.
- An urban mobile team operated on Thursday 22 March for the 2018 City of Palmerston Election.
- Some regional councils, as part of their SLAs, provided staff and other resources to assist with remote mobile voting.
- In total, 15 teams were deployed, using a total of 40 staff including nine council employees.
- The teams made 164 visits: 154 remote and 10 urban. Urban visits only include those based in Darwin and Alice Springs. Visits to urban centres in Katherine, Nhulunbuy and Tennant Creek were made by 'remote voting teams' and were counted as remote visits.
- A total of 6,249 votes were issued by the mobile teams.

KEY FACTS

Election day voting

- There were 31 voting centres open from 8:00am to 6:00pm on election day across all elections.
- The centres were based in Alice Springs, Darwin, Litchfield area, Katherine, Palmerston, Tennant Creek, and Wagait Beach.
- A total of 36,671 ballot papers were counted from election day voting centres (46.8 per cent of the total ballot papers counted).

Absentee voting

- Only early voting centres provided full absentee voting services because they had all ballot papers available.
- Electors voting on election day, or in a remote area with a mobile team, had to vote in their council area. Electors could vote outside their ward as long as they were still in their council area.



Postal vote processing - Darwin

Section 2: Recommendations

Recommendation 1: The recommendations from the 2012 NT Council Elections report still stand. In order to accomplish these recommendations, the NTEC believes that a similar approach to Legislative Assembly electoral boundary redistributions should be established to conduct boundary reviews.

Recommendation 2: It is recommended that prior to the 2021 general election, a pre-election remote enrolment and electoral awareness program be funded by either regional councils or the NT Government (or jointly) to promote the election and improve roll accuracy.

Recommendation 3: The 2016 Territory Election report recommended that 'on the day' enrolment be implemented for Legislative Assembly elections. If this recommendation is adopted, it is recommended that the LG Act be amended to also enable 'on the day' enrolment for local government elections.

Recommendation 4: The Commission recommends that clarification be sought to determine whether the current interpretation where nominees only need to be enrolled within the council area, but nominators must be enrolled in the ward for which the candidate is standing is correct. If the current interpretations are correct the Commission recommends meeting with stakeholders to discuss the eligibility of nominees and nominators.

Recommendation 5: The Commission recommends that a review be undertaken of regulation 3 of the Electoral Regulations pertaining to the provision of nominee photographs. The review should seek to modernise the regulations and recognise the technology used by NTEC staff to make the photographs ready for use on ballot papers. The Commission also questions the continued need for the six month certification.

Recommendation 6: The Commission recommends that a review be undertaken of the Local Government (Electoral) Regulations to provide clarity on the reasons for rejection, and to explicitly state non-compliance of nomination form requirements as a reason. A similar statement to Section 36(1) (a) of the *Electoral Act 2004* would suffice.

Recommendation 7: The Commission recommends that Section 7(b) of the Local Government (Electoral) Regulations be amended to reflect the *Electoral Act 2004*, and state the following:

The name stated in the nomination must be:

The surname and the given name, or one or more of the given names, under which the nominee is enrolled.

However, a given name may be stated by an initial standing for the name of commonly accepted variation of the name, including an abbreviation, truncation or alternative form.

Recommendation 8: The Commission recommends investigating the options and feasibility of introducing a form of electronic postal voting system (perhaps allowing the issuing and return of postal votes via email), that could be introduced at either the 2020 Territory election, or 2021 local government general elections.

Recommendation 9: In its 2016 Territory Election report, the Commission recommended removing the requirement for a postal vote certificate to be witnessed, and to modify the current certificate to incorporate an unattested declaration to be signed by the voter only. The Commission recommends that if this change is made for Legislative Assembly elections it should also be made for local government elections.

Recommendation 10: The Commission values the knowledge and experience that regional council staff have of their communities and people, and will continue to prioritise positions for them on remote mobile voting teams in their council areas. However, all remote mobile voting team leaders should be NTEC employed staff with election experience to ensure all NTEC protocols are adhered to.

Recommendation 11: The Commission recommends that the scrutiny of early votes begins before the close of voting at 6:00 pm on election day. NTEC acknowledges that there would be stringent conditions required to ensure the result of the votes counted are not publically known or made available until all voting centres have closed. This would involve a secure room where scrutineers are allowed in but cannot leave or use mobile phones or other technology to communicate with others, similar to a budget lock-up room. The flexibility of when to commence the counts so that results can be made public after the close of voting should be at the discretion of the Electoral Commissioner.

Recommendation 12: The Commission recommends a review be undertaken to consider the option at paragraph 7.89, or further methods, to reduce the number of votes not admitted to the count due to unintentional informality.

Recommendation 13: The Commission recommends investigating possible amendments to the LG Act that would enable the NTEC to determine whether non-voters are pursued, and to be responsible for all consequential legal proceedings. If these changes were to occur the Commission would absorb all costs and fines recovered through this process.

Section 3: Legislative reforms

Local Government Legislation Amendment Bill 2015

- 3.1 The Local Government Legislation Amendment Bill 2015 made changes to both the LG Act and the Local Government (Electoral) Regulations 2008 (LGER), and was passed on 24 March 2015. The bill addressed some of the recommendations made in the 2012 NT Council Elections report.
- 3.2 The *Local Government Legislation Amendment Act 2015* came into effect on 23 April 2015 and the main changes (as summarised in the bill's explanatory statement) are in the table below.

Table 2: Summary of the LG Act changes effective 12 April 2015

Amendments – recommendations from NTEC report	Legislative reference
Change to the timing of the next periodic general election to 2017, and every four years after that, and fixing election day to be the 4 th Saturday in August.	s 85 (1)
Extension of the period in which casual vacancies can be filled by appointment, rather than a by-election, to 18 months before a general election.	s 39(5)
Expansion of postal voting and early voting services to all voters by removing previous criteria.	reg 22 reg 26
Redirection of absentee voting services on election day to designated voting centres in regional centres.	reg 14(1)
Change to the time by which postal votes must be received from 6 pm on the 6 th day after election day to 12noon on the 6 th day after election day.	reg 46(1)
Provision for the Electoral Commissioner to set the election period on election day for by-elections.	reg 3A
Provision for the amalgamation of ballot papers in single member vacancy vote counts.	sch 1 part 8(6)
Amendments – other	Legislative reference
Provision for councils to choose to conduct by-elections themselves, engage an external electoral service provider or use the services of the Northern Territory Electoral Commission.	s 86(6)
Provision for municipal councils to choose to conduct by-elections by postal voting only.	s 86A
Provision for municipal councils to choose whether to fill the office of the principal member by appointment or election.	s 44(1)
Transfer of the jurisdiction of the Local Government Tribunal to the Northern Territory Civil and Administrative Tribunal.	s 94

Change to timing of next periodic general election

- 3.3 The date of the LG general election was changed from March 2016 to August 2017 as there were three major elections scheduled for 2016 (as well as the census) with the fixed date NT Legislative Assembly (LA) elections on 26 August and a federal election that was held on 2 July 2016. To ensure LA and LG general elections are not conducted in the same calendar year, LG general elections are now fixed to be held exactly one year after the Legislative Assembly election.

- 3.4 After further consultation with councils, the timing of the elections was changed from March to August. Councils acknowledged it was difficult for newly elected members (who may have little prior experience or familiarity with council matters) to develop a budget for the subsequent financial year. The number of public holidays and potentially problematic weather in the Top End were other considerations, with significant cost savings achieved as a result of conducting the 2017 NT Council Elections in the dry season.

Extension of period to fill casual vacancies by appointment

- 3.5 Prior to the amendments, if a vacancy arose in councils it could be filled by appointment or be left vacant, rather than a by-election being held if it was within 12 months of the next general election. This period was extended to 18 months prior to the next general election. How councils choose to appoint a member is determined by their own policy.
- 3.6 In the 18 months prior to the 2017 NT Council Elections there were five positions that became vacant with three being filled by appointment (at West Arnhem Regional Council, Wagait Shire Council and West Daly Region Council) and two left vacant (both at City of Darwin).
- 3.7 The frequency of by-elections, particularly for vacancies in regional councils, is an expensive ongoing cost for councils. By-elections that go to poll can total \$5,000 – \$15,000 for regional areas and up to \$90,000 - \$120,000 for larger municipal councils such as Darwin and Alice Springs.

Expansion of postal and early voting services to all voters

- 3.8 The eligibility criteria for postal and early voting was removed for LG elections allowing all electors the option of applying for a postal vote or voting early at an early voting centre.
- 3.9 Following this legislative change in early 2015, a number of municipal LG by-elections were conducted with early voting services provided for all electors:
- Alice Springs Town Council by-election (October 2015)
 - City of Darwin – Lyons Ward by-election (October 2015)
 - City of Palmerston by-election (October 2015)
 - Litchfield Council – all wards (November 2015)
 - City of Darwin – Chan Ward by-election (November 2016)
- 3.10 These legislative changes were then mirrored in amendments to the *Electoral Act 2004* for Legislative Assembly elections which came into effect on 2 March 2016. At the 2016 Territory Elections, electors embraced both services with over 40,000 electors casting either an early or postal vote. Although, at this election, convenience voting did not lead to an increase in overall voter participation.
- 3.11 At the 2017 NT Council Elections, voters again utilised early and postal voting services in high numbers with over 43,000 electors voting at early voting centres and over 4000 postal votes issued. More details about postal and early voting can be found in Section 7 of this report. Again, the high number of early votes cast at the 2017 NT Council Elections did not lead to an increase in overall voter participation.

Redirection of absentee voting services to designated voting centres

- 3.12 Absentee votes are those cast in locations outside the council area or ward in which the elector is enrolled.
- 3.13 Prior to the legislative change, absentee voting provisions for LG elections were consistent with those for LA and federal elections in that absentee votes were accepted at all voting centres. However, LG elections involve a much higher number of council areas and wards (54) compared to the number of LA (25) and federal (2) divisions. Accommodating absentee votes for all council areas and wards at every voting centre is administratively complex and substantially increases the number of ballot papers that have to be printed.
- 3.14 The Electoral Commissioner (as returning officer) is now able to decide which voting centres will be able to provide absentee voting. For the 2017 NT Council Elections all early voting centres were able to accommodate absentee voting for all 54 council areas and wards. Early voting centres were located in Alice Springs, Coolalinga, Katherine, Tennant Creek and in three Darwin locations. Election day and mobile voting services allowed for electors to vote outside their ward, but only provided ballot papers for their council area.
- 3.15 Reducing absentee voting services to designated voting centres provided a cost saving as it significantly reduced the number of ballot papers that needed to be printed. However, there were a number of instances when electors attempted to vote outside their council area on election-day.

Change to the time postal votes must be received

- 3.16 The deadline by which postal votes must be received was changed from 6pm on the sixth day after election day, to 12 noon on the same day. This amendment allows for the final votes to be counted earlier and therefore deliver earlier results.
- 3.17 As there is only one morning mail delivery to the Commission this was a practical decision which also resulted in cost savings as the final count and the declaration of results now able to be completed during working hours.

Appointment of principal members by municipal councils

- 3.18 Previously the principal members of municipal councils (mayors) could only be elected by constituents, whereas the regional councils could choose whether their principal member would be appointed from among council members or popularly elected. This legislative change means municipal councils now have the same choice for how their principal members are chosen.
- 3.19 In the 2017 NT Council Elections all municipal councils opted to have the electorate vote for their principal members.

Transfer of jurisdiction to NT Civil and Administrative Tribunal

- 3.20 Jurisdiction to hear and determine matters under the LG Act has been transferred from the now abolished Local Government Tribunal to the newly established NT Civil and Administrative Tribunal.
- 3.21 From the 2017 NT Council Elections there were two separate matters that were heard in the NT Civil and Administrative Tribunal.

Section 4: Governance and IT

Governance

- 4.1 At the time of the 2017 NT Council Elections, the NTEC had a small base of 11 positions in Darwin and two in Alice Springs. During major elections additional staff are recruited locally, with a small number of specialised positions filled through the secondment of experienced interstate electoral staff.
- 4.2 A range of governance activities supported the election including:
 - IT systems development and support
 - the administration of staff recruitment, training, payroll, travel and accommodation
 - procurement and property
 - financial and budget management.
- 4.3 An Election Service Charter was developed in May 2017. Its aim was to improve the Commission's transparency and service delivery by detailing objectives, key performance indicators and service standards. The charter's targets and achievements are included in the relevant sections of this report.

Information and Communication Technology (ICT) support

- 4.4 ICT Services, a division of DCIS, provides information and communication technology support to the NTEC. Further discussions took place in the lead up to the election in relation to the Commission's hardware, software and support service requirements.
- 4.5 Additional laptops and desktop computers were acquired for seconded and casual staff and for use at regional centres.
- 4.6 The Commission sourced Wi-Fi internet dongles and routers to enable the eLAPPS (electronic Legislative Assembly Polling Place System – electronic look up and mark off of voters) netbooks to synchronise.
- 4.7 Support was also provided for the setup of the results page on the election website, with backup procedures in place to safeguard against technology or website failure.

Election Management System (EMS)

- 4.8 The Election Management System (EMS) used at the 2012 local government general election did not allow connectivity with the website, interaction with the new eLAPPS software or accept online PVAs and smart forms. Therefore, it was deemed redundant. An agreement was reached in 2015 with Elections ACT to have access to their EMS which did have the capacity to develop these functionalities.
- 4.9 A reliable EMS is fundamental to the automated processing of election tasks and for enhanced accountability and reporting capacities.
- 4.10 The integrated EMS allowed the maintenance, monitoring and management of a wide range of election related activities, including corporate processes, which resulted in a significant reduction in both the administrative workload and reliance on additional clerical support.

- 4.11 Streamlined processes for the management of election staff included:
- communication by email rather than letter
 - creation of a smart form allowing the online acceptance of employment contracts
 - recording of banking, tax and personal details
 - transmittal of payroll data electronically to DCIS to expedite staff payments.
- 4.12 The greater functionality of the EMS also assisted with election information being sent via email to targeted electors.

EasyCount

- 4.13 EasyCount is a Windows based application that allows the automatic counting and allocation of preferences following data entry and verification of voters' preferences marked on the ballot paper.
- 4.14 EasyCount software was used for councils and wards with multiple vacancies, as well as counts that only had one vacancy but a high number of candidates i.e. Darwin Lord Mayor.
- 4.15 Votes were entered twice into the EasyCount system, the second time for verification purposes.

eLAPPS – Electronic Legislative Assembly Polling Place System

- 4.16 An electronic voter mark-off system is now used in all voting centres across the Northern Territory. The system records when someone has voted in real time. The voter mark-off system also alleviates the necessity to have paper certified lists therefore improving efficiencies in voting centres when finding voters on the electoral roll.
- 4.17 eLAPPS was available to voting staff on netbooks which were available at all voting centres, including remote voting locations. Each voting centre had one netbook for the OIC that was connected to the main database via the 4G network. In addition, each issuing point in that voting centre had a netbook serving as an electronic certified list that was connected to the OIC's computer via Wi-Fi.
- 4.18 In total, over 400 netbooks were used during the election. The netbooks are jointly owned with Elections ACT.

Staffing

- 4.19 In November 2016, following the completion of the 2016 Legislative Assembly Election, emails were sent to casual staff identified as competent election officials to assess their availability to work at the 2017 NT Council Elections.
- 4.20 A total of 258 casual staff were engaged to undertake various election functions for the 2017 NT Council Elections, and 66 casual staff for the 2018 City of Palmerston Election. This total of 324 casual staff is less than the 370 employed for the 2012 LG general elections. The decrease is partially attributed to councils providing staff to fill various election roles including remote voting and counting as agreed in their SLAs.

Table 3: Casual staffing positions

Position classification	2017 NT Council Elections	2018 City of Palmerston Election
Election day voting centre		
Officer-in-Charge (7 or more issuing points)	1	
Officer-in-Charge (4 - 6 issuing points)	11	5
Officer-in-Charge (1 - 3 issuing Points)	13	1
Declaration Vote Issuing Officer	23	6
Voting centre staff	86	24
Mobile voting - remote team		
Team Leader	10	0
Deputy Team Leader	8	0
Team Member	9	
Mobile voting - urban team		
Team Leader	2	1
Team Member	3	0
Voting Area Manager		
Voting Area Manager	5	1
Early voting centre		
Manager (4 - 6 issuing points)	7	1
Voting centre staff	11	4
NTEC administration		
Casual Administration Officer (AO5.1)	4	0
Casual Administration Officer (AO4.1)	2	0
Casual Administration Officer (AO3.1)	6	0
Casual Administration Officer (AO2.2)	56	23
Reserves		
RES - Declaration Vote Issuing Officer	1	0
Total	258	66

Training of casual electoral staff

- 4.21 An online training system was introduced and was mandatory for all voting centre staff, including council staff. The training contained modules for each position category and included multiple choice questions and short answers designed to test each participant's understanding of the electoral process.
- 4.22 The online training was developed using training software called Polltrain. Content for the training was developed in-house and delivered using a software package sourced from a digital media organisation, Cre8ive
- 4.23 In addition to the online training, officers-in-charge, declaration officers and all mobile team staff received face-to-face training to reinforce the requirements of their roles. The online training results were reviewed prior to the face-to-face training of to identify issues that needed further clarification or explanation. As well as reinforcing the online training content, face-to-face training focussed on:
- eLAPPS (including trouble shooting)
 - the difference in the voting system of proportional voting (compared to optional preferential voting used at the 2016 Territory Election) and associated counting processes
 - ballot paper security procedures.

- 4.24 Local assistants were also required to watch a seven-minute video about their role and responsibilities in delivering an impartial service to voters.
- 4.25 The reliance on local assistants was reduced by the availability of tablets at all voting centres which contained a one-minute video message on how to vote and voting formality. The video message was available in 13 Aboriginal languages, Tagalog and simple English.

Financial management

- 4.26 The 2012 local government elections cost \$2.3 million with councils contributing \$1.1 million and the balance funded by the NT Government. However, in the 2017 NT Council Elections the total cost of the election significantly decreased with councils paying the full marginal cost with no contribution by the NT Government.
- 4.27 Unlike the 2012 local government elections, the 2017 NT Council Elections took place in the dry season after legislative changes set the date to 12 months after the Legislative Assembly election is held in August. This significantly reduces costs as remote communities across the Top End can be accessed by vehicle rather than by plane or helicopter.
- 4.28 In December 2015, the Commission provided each council with an estimate of their election costs, with the total amount coming to \$1.72 million. Councils were charged the full marginal cost of their elections, however no corporate overhead is charged for general elections (but is for by-elections and fee-for service elections).
- 4.29 Councils were given the opportunity to make payment over the two financial years: 2016/17 and 2017/18. Four councils prepaid a total of \$309,090 towards the election in 2016/17.
- 4.30 Service level agreements were provided to councils in February 2017 outlining the minimum requirements for the conduct of their elections. Councils were afforded the opportunity to offset their costs and provide development opportunities for their staff by supplying resources such as personnel, premises and vehicles. These were detailed in their SLAs.
- 4.31 Following the close of nominations, the total cost of the election was revised down to \$1.59 million (from \$1.72 million). This was due to savings from the offsets agreed upon in the SLAs, and some council wards not going to poll due to uncontested elections.
- 4.32 The total cost of \$1.59 million was allocated or apportioned using two methods:
1. Direct costs – the cost is based on a price per unit (e.g. per voter) or a quote from a supplier and applies specifically to the council (for examples costs of premises).
 2. Apportioned cost – the overall cost Territory wide is apportioned across all councils by the number of enrolled voters in each council area (Table 4).
- For example, the number of enrolled voters in the Alice Springs Town Council area was 12,584 at the close of roll, with a total NT enrolment of 125,831. The Alice Springs Town Council was therefore apportioned 10 per cent of the Territory-wide costs.
- 4.33 Councils were sent invoices in September 2017 following the declaration of results, with all councils paying in October.

Table 4: Percentage of voters used to calculate apportioned costs (As at 30 June 2017)

Council	Enrolment	%
Alice Springs Town Council	14,264	10.7
Barkly Regional Council	4,263	3.2
Belyuen Community Government Council	139	0.1
Central Desert Regional Council	2,650	2.0
Coomalie Community Government Council	610	0.5
Darwin, City of	49,929	37.3
East Arnhem Regional Council	5,992	4.5
Katherine Town Council	5,626	4.2
Litchfield Council	12,245	9.2
MacDonnell Regional Council	3,635	2.7
Palmerston, City of	21,188	15.8
Roper Gulf Regional Council	3,947	3.0
Tiwi Islands Regional Council	1,638	1.2
Victoria Daly Regional Council	1,716	1.3
Wagait Shire Council	309	0.2
West Arnhem Regional Council	3,733	2.8
West Daly Regional Council	1,796	1.3
TOTAL	133,680	100%

Table 5: Election estimates and final costs to councils

Council	2016 estimate \$	2017 final cost \$
Alice Springs Town Council	181,862	170,202
Barkly Regional Council	96,780	77,257
Belyuen Community Government Council	7,738	3,706
Central Desert Regional Council	60,507	41,832
City of Darwin	433,929	450,632
City of Palmerston**	208,395	241,462
Coomalie Community Government Council	18,705	14,693
East Arnhem Regional Council	122,779	104,357
Katherine Town Council	80,849	93,046
Litchfield Council	137,273	136,710
MacDonnell Regional Council	58,514	42,030
Roper Gulf Regional Council	82,217	68,190
Tiwi Islands Regional Council	34,878	29,480
Victoria Daly Regional Council	54,799	23,055
Wagait Shire Council	7,222	7,739
West Arnhem Regional Council	97,436	64,814
West Daly Regional Council	36,296	24,564
Total	1,720,179	1,593,775

*Palmerston Council was placed into administration by the Minister and the election was deferred to March 2018.

Due to Cyclone Marcus, Palmerston was adjourned for one week. This added \$16,329 to the cost of the election.

Table 6: Breakdown of election costs

Expense type	\$
Staffing	558,662
Voting centres	64,320
Mobile voting	215,185
Public awareness	372,126
Information technology (IT)	20,277
Postage/stationery/printing/other	363,205
TOTAL	1,593,775

Issues of note

- 4.34 For most of the council staff that undertook election roles, this was their first electoral experience. While overall they made a positive contribution, the lack of experience of some remote team members became clear with the handling of issues and complaints.
- 4.35 Although councils had indicated the quantity of staff they would provide in their SLAs, some councils were unable to provide details of their nominated staff until closer to the election. This resulted in delayed training and assessment of some council staff.
- 4.36 The EMS is hosted on an access database which has been proven to work extremely slowly in the Alice Springs office. This resulted in a number of processing tasks that could not be completed in Alice Springs, and therefore were transferred to the Darwin office, which was inefficient.
- 4.37 Although local government general elections are a Territory-wide event, each council was managed individually resulting in multiple timeframes for tasks, including the finalising of SLAs, and commitments to staffing and premises. The NTEC requested details by set dates for all councils, however these measures were often not met.



Section 5: Enrolment

Key outcomes

Enrolment targets	Achievement summary
Increase the average Territory-wide enrolment participation rate (percentage of eligible Northern Territorians on the roll) to 85 per cent.	83.8 per cent enrolment participation as at 30 September 2017.
Bring the 18-25-year-old enrolment participation rate closer to the national average of 80 per cent.	66.9 per cent as at 30 September 2017.
Electoral roll for the 16 councils closes in accordance with the Act. 100 per cent of enrolment forms received provided to the AEC by 5:00 pm. Deadline on 25 July 2017.	Achieved. Achieved.

NT electoral roll

- 5.1 The NT electoral roll is managed by the AEC under a Joint Roll Agreement (JRA) between the Governor-General and the Administrator of the Northern Territory.
- 5.2 The AEC is responsible for:
 - processing enrolments and deletions and managing the geographic and electoral boundary information held on the roll
 - maintaining the quality of the roll by undertaking enrolment stimulation activities and reviewing the accuracy of elector and address information
 - removing electors from the roll if necessary, where there is evidence that they are no longer resident at their enrolled address. In remote areas this requires confirmation from two reliable sources that the elector no longer resides in the community and has moved out of the relevant Legislative Assembly divisional boundary.
- 5.3 Direct enrolment, which allows the AEC to ‘automatically’ enrol eligible persons who are not on the roll, including persons turning 18 years of age, new citizens and persons previously removed from the roll, was in place for the 2017 NT Council Elections. This also included permitting persons who are already enrolled, but have changed address, to be automatically transferred to their new residential address, and those casting a declaration vote to be re-instated to the roll. The ‘automatic’ enrolment program depends on electors receiving mail to a street address, so the program does not operate in rural and remote areas of the Northern Territory, including Tennant Creek.
- 5.4 Since early 2013 enrolled electors are able to update their details online, removing the necessity to print and forward a signed form, as are people who were previously enrolled but subsequently removed by objection. However, a person enrolling for the first time or anyone who does not have the requisite proof of identity but who rely on a witness to verify their identity, are still required to submit a signed, hard copy of the form.
- 5.5 The NTEC’s role in maintaining the electoral roll is limited because NT residents registered on the Commonwealth roll are eligible to vote in Territory and local government elections and the AEC is responsible for the Commonwealth roll. The NTEC’s responsibility has traditionally been to undertake enrolment stimulation activities in the lead up to elections. In 2017 the NTEC worked with regional councils to undertake a roll cleansing project. This involved the identification of duplicate electors (usually under different names), deceased electors and those who have left the community permanently.

Boundary reviews

- 5.6 Under the LG Act and LGER, a council must:
- Review its structure with respect to electoral representation once in every four year term [LGA s23(2)] and [LGER r63].
 - Consult with the NT Electoral Commission during the process [LGER r63(4)].
 - Complete its review 12 months before the next general election [LGER r63(5)].
- 5.7 Where changes are approved by the Minister for DLGHCD, the NTEC instructed the AEC to load new boundaries into the national roll management system (RMANS).
- 5.8 The following table summarises the changes made to the local government areas in 2017 as a result of their reviews.

Table 7: Changes to local government areas

Council	Change
Alice Springs, Central Desert, East Arnhem, Katherine, Litchfield, MacDonnell and West Daly.	No change
Barkly	Requested change in the name of the Yapurkalangu Ward to Kuwarrangu Ward. This change was approved.
Belyuen	DLGHCD recommended a decrease in the number of members from eight to five members. This change was approved.
Coomalie	The council requested a change in their structure from six wards with one member each to three wards with two members each. This change was approved.
Darwin	No change, but the council noted a possible future request for a boundary extension to include the Berrimah Farm development.
Palmerston	The council requested an increase in the number of members (excluding the Mayor) from six to eight. The Minister approved an increase to seven. Council also requested an extension of council's boundaries to include land in the Pinelands, Elrundie, Berrimah Farm, Holtze and Howard Springs areas. This request was not approved.
Roper Gulf	The council requested an increase in the number of members in the Numbulwar Numburindi Ward from one to two. This change was approved.
Tiwi Islands	The council requested no changes. However, DLGHCD recommended merging the Wurankuwu Ward and Nguiu Ward. This change was supported by the NTEC and approved.
Victoria Daly	No change but the council noted a possible future request for a boundary extension to include the Douglas Daly area and Lajamanu.
Wagait	The council requested a reduction in the number of members from seven to five. This change was approved.
West Arnhem	The council requested no changes. However, DLGHCD recommended a more equal distribution of members across the council's wards. The outcome was an additional member in Maningrida Ward and one less member in Barrah Ward. This change was approved.

5.9

- 5.10 The changes to constitutional arrangements for the Barkly Regional Council, City of Palmerston, Roper Gulf Regional Council, Wagait Shire Council and West Arnhem Regional Council were gazetted on 9 June 2017.
- 5.11 The changes to Coomalie Community Government Council and Tiwi Islands Regional Council, which included ward boundary changes, were gazetted on 16 June 2017.
- 5.12 Belyuen Community Government Council came out of official management when the suspended members were reinstated on 1 August 2017. This enabled the council to participate in the 2017 NT Council Elections.
- 5.13 On 29 June 2017, the Minister for DLGHCD placed the City of Palmerston under official management pursuant to section 224 of the LG Act. On 13 July 2017, the Minister postponed the general election for City of Palmerston until the official management period was over.

Current review processes

- 5.14 Councils conduct a review of their own constitutional arrangements (including boundaries) and make recommendations to the minister about proposed changes. The minister may approve some or all the recommendations, make no changes or change the council's constitutional arrangements in a way that was not recommended. This current review process lacks the independence and transparency expected of a democratic electoral system. Council members should not review their own ward boundaries as they have a clear conflict of interest.
- 5.15 As raised in previous election reports there is no prescribed methodology for undertaking the boundary reviews, resulting in differing approaches and outcomes. The guidelines that were developed are not always adhered to and processes are not monitored. A timeline for the gazettal of a final decision is not provided and changes on the roll database of this nature are only effected once legislative support has been notified. There is no requirement in place for the NTEC to be advised of progress or of outcomes of council reviews.
- 5.16 The 2012 NT Council Elections report made the following recommendations regarding council reviews:
- That the NTEC play a key and ongoing role in council reviews, therefore guaranteeing independence in the process.
 - A specific review timetable and defined process guidelines be developed, including a timely deadline for ministerial approval.
 - Consideration be given to alternative options to giving absolute discretion to a council to determine its own structure.
- 5.17 If a similar approach to Legislative Assembly redistributions is applied to local government it would involve an independent panel conducting the review, who would consult with councils. The process would also have a public consultation phase where councils and individual councillors could make formal submissions, along with the general public. LGANT could be part of the panel to ensure that the interests of councils are considered throughout the review.

Recommendation 1: The recommendations from the 2012 NT Council Elections report still stand. In order to accomplish these recommendations, the NTEC believes that a similar approach to Legislative Assembly electoral boundary redistributions should be established to conduct boundary reviews.

Enrolment stimulation programs

Advertising campaigns

5.18 The public awareness campaign for the 2017 NT Council Elections incorporated an enrolment awareness message which was disseminated across a number of advertising platforms and through key partners in LGANT and DLGHCD. The public awareness enrolment campaign, which began in May and intensified from early July until the close of roll on Tuesday 25 July, included:

- Statutory and other print advertising providing enrolment information published in the Centralian Advocate, Katherine Times, NT News, Tennant and District Times, NT Rural Weekly and Off the Leash magazine;
- Advertisements developed for airing on television, radio, YouTube, Facebook, and Twitter which targeted awareness to encourage voters to enrol to vote;
- Audio versions of these advertisements interpreted into nine Aboriginal languages and aired across the Territory through Indigenous radio stations appropriate to the language groups;
- Online promotion of the same advertisements through Alice Springs News online, NT Rural Weekly and Off the Leash;
- Extensive digital marketing promoting enrolment that ran from 7 June through to 25 July;
- A 2017 NT Council Elections website launched in early June which included links for enrolling online and the abovementioned television advertisements;
- Large banners placed in prominent locations in Alice Springs, Katherine and Darwin encouraging electors to enrol and vote.

Northern Territory show circuit

5.19 Throughout July 2017, stalls providing information on enrolment and election services were set up for the Alice Springs, Darwin, Katherine and Tennant Creek shows. Staff were equipped with the NT electoral roll loaded on laptops and encouraged electors to check their enrolment and update their details (including enrolling for the first time) on the spot. Over 350 people checked their enrolment details, 50 enrolments were conducted online and a further 228 enrolment forms were either completed on the spot or provided to electors to fill out and return.

Remote enrolment program with regional councils

5.20 In May 2017 it was announced in the federal budget that the number of staff in the AEC's NT office would be greatly reduced with the enrolment function transferred to Queensland. The AEC no longer operates an ongoing remote enrolment and education program in the Northern Territory.

5.21 The NTEC is not funded to operate any ongoing remote programs and the costing agreement with regional councils did not include funding to conduct any enrolment programs. To improve the quality of the roll, regional councils were requested to undertake a basic roll cleanse project using their own resources and this became an agreed activity under their service level agreements.

- 5.22 In March 2017, regional councils were provided with roll data for their area and wards (as applicable) for the purpose of improving the quality of the electoral roll. The CEO of each regional council was required to sign and return a written undertaking that the roll data would only be used for the roll cleansing project.
- 5.23 Councils identified where electors had moved from a community, were deceased and any possible name duplications. The AEC were provided with this information and updated the roll accordingly. This was largely a desktop exercise and was more effective in identifying electors that no longer resided in the community but it did not capture new electors, including young people. Consequently, very little enrolment growth was obtained through this exercise, with approximately 200 electors being removed from the roll. A notable number of electors were identified as no longer residing in the community but as council did not know where they had moved to they remained on the roll. The level of quality and/or resources applied to these reviews varied with only some regional councils having the capacity to use local staff to conduct on the ground reviews.
- 5.24 The NTEC appreciated the assistance and support provided by regional councils however, acknowledge that a more detailed, timely and supported enrolment program needs to be applied for future elections.
- 5.25 Based on this experience and the fact that the AEC no longer operates an ongoing remote enrolment program, there needs to be a pre-election enrolment and education program conducted prior to the close of roll for future general elections.

Recommendation 2: It is recommended that prior to the 2021 general election, a pre-election remote enrolment and electoral awareness program be funded by either regional councils or the NT Government (or jointly) to promote the election and improve roll accuracy.

- 5.26 At the close of roll on 25 July 2017 a total of 133,927 electors were enrolled to vote, an increase of 16,448 electors (12.3 per cent) compared to 2012. Taking the City of Palmerston enrolment figures from close of roll on 13 February 2018 election, the total number of enrolled electors across both elections was 133,914. This makes a total increase of 16,435 electors compared to the 2012 local government elections, but a decrease of 1,592 electors from the Territory election in August 2016.



Table 8: Enrolment: election announcement to close of electoral roll (2012 & 2017 elections)

Enrolment transactions	Close of electoral roll 10 – 21 February 2012	Close of electoral roll 14 – 25 July 2017
Additions to NT roll		
New enrolments	492	286
Re-enrolments	463	105
Re-instatements	306	0
Transfers from interstate	1,679	501
Movements within NT		
Transfers between LG areas	697	388
Changes within LG area	1,226	850
No change enrolments/amendments	512	283
Deletions to NT roll		
Objections/cancellations	1,469	3
Death deletions	79	145
Duplications	7	30
Transfers out to interstate	404	474
Total transactions	7,334	3,065

Notes:

- New enrolments - all electors who enrolled for the first time
- Re-enrolments - re-enrolling electors who previously had been enrolled
- Re-instatements - the re-instatement of electors to the roll removed previously, based on the receipt of new information that they still reside at their earlier enrolled address
- Transfers from interstate - transfers of enrolment to an NT address from interstate
- Transfers between divisions - electors notifying a change of address to another NT LA division
- Changes within division - electors notifying a change of address within the same division
- No change enrolments/amendments - changes to enrolment details other than name or enrolled address e.g. amendment to mail delivery address, council re-numbering of street addresses
- Objections/Cancellations - electors removed from the roll, generally on the ground that they are apparently no longer resident at their enrolled address
- Death deletions - electors removed from the roll due to death
- Duplications - removal of a duplicate entry on the roll due to an official error e.g. a transfer of enrolment not matched to an existing enrolment
- Transfers out to interstate - electors previously enrolled in the Northern Territory transferring their enrolment to another jurisdiction

5.27 In 2012, the NTEC was funded to undertake a quality roll review across the Northern Territory that commenced in July 2011 and concluded at the close of roll for the 2012 Territory election. As a result of the funding and roll activity it is evident when compared to 2017 (which did not have a funded program) that there was more than double the enrolment transactions with over 1,000 more additions added to the roll in the period when the election was called and the roll closed for each election.

5.28 Furthermore, as enrolment activities occurred throughout a period of seven to eight months before the 2012 roll close, it allowed for over 1,400 electors to be objected off the roll which improved roll accuracy across council areas. It is now evident that without the AEC operating a remote enrolment program the regional council roll reviews are not an effective means of improving roll accuracy and there needs to be a pre-election education and awareness program for future local government elections.

5.29 The councils with the largest and smallest number of electors were City of Darwin (50,100) and Belyuen Community Government Council (144) respectively. Enrolment for each council is shown below. For more detailed enrolment figures, including enrolment by ward, see Appendix A.

Table 9: Enrolment by council at close of electoral roll 25 July 2017

Council	Enrolment	Council	Enrolment
Alice Springs Town Council	14,357	MacDonnell Regional Council	3,615
Barkly Regional Council	4,264	City of Palmerston*	21,261
Belyuen Community Government	144	Roper Gulf Regional Council	3,952
Central Desert Regional Council	2,657	Tiwi Islands Regional Council	1,636
Coomalie Community Government	614	Victoria Daly Regional Council	1,713
City of Darwin	50,100	Wagait Shire Council	311
East Arnhem Regional Council	5,876	West Arnhem Regional Council	3,720
Katherine Town Council	5,630	West Daly Regional Council	1,796
Litchfield Council	12,268		
			Total 133,914

*The City of Palmerston figure is from close of the electoral roll on 13 February 2018

Roll products

5.30 In accordance with the Joint Roll Agreement and following the close of roll for the election at 5:00 pm on 25 July, the AEC provided, by electronic transfer the next day, roll data in the requested format.

Access to the electoral roll by councils, candidates and the public

5.31 For privacy and confidentiality reasons federal and NT electoral legislation limits access to roll data by councils, candidates and individuals. Section 12(1) of the Electoral Act provides that the roll for Legislative Assembly divisions, which shows elector names and addresses, is only available for public inspection at the NTEC offices in Darwin and Alice Springs. The rolls also show the local government area for each elector. The Electoral Act requires that while roll extracts are to be provided to Members of the Legislative Assembly and registered parties, the same extracts are not available to sitting councillors and candidates at local government elections. In March 2017 the NTEC wrote to all NT registered political parties advising that it was a breach of the Electoral Act to provide access to, or extracts of the electoral roll to local government candidates.

5.32 The 1995 provision enabling the public to purchase a hard copy of the roll for a LA division was removed from the Electoral Act in 2004. Likewise, purchasing a copy of a council or ward roll under Local Government (Electoral) Regulations was also removed when new regulations came into effect in July 2008.

5.33 During a local government election access to the roll by the public, including candidates, can only be permitted in accordance with s88(5) and (6) of the LG Act, which provides for the inspection of the publicly available roll at the NTEC's offices on the same basis as the Electoral Act. Despite these restrictions the NTEC still receives requests from individuals and candidates to be provided extracts of the roll.

5.34 At the 2017 NT Council Elections the rolls were made available for inspection at NTEC offices in Darwin and Alice Springs. Regional councils were provided with roll data for their area and wards (as applicable) for the purpose of roll cleansing and inspection under regulation 11(2) of the Local Government (Electoral) Regulations. The CEO was required to sign and return a written undertaking that the roll would only be used for roll cleansing and election reference purposes and that access conformed to the provisions set out in section 14 of the Electoral Act. The reference rolls supplied as hard copies to each council for public enquiry purposes showed the names and enrolled address for electors with the ward name that applied.

Enrolment participation targets

- 5.35 The 2017 NT Council Elections service charter aimed for an enrolment participation rate of 85 per cent. However, despite the enrolment initiatives conducted, the target was not met at the time the roll was closed, with an estimated 83.8 per cent of eligible Territorians registered.
- 5.36 Young people aged 18 to 24 are less likely to enrol than older age groups and present a challenge, particularly in the Northern Territory. Youth enrolment participation was 66.9 per cent at 30 September 2017 compared with the national average of 80.0 per cent.

'On the day' enrolment

- 5.37 At the 2017 NT Council Elections 175 declaration envelopes (provisional votes) were lodged by persons who attended a voting centre and maintained that they were enrolled, even though their name could not be found on the roll. Only 19 of these declaration envelopes (11 per cent) were admitted to scrutiny.
- 5.38 Implementation of 'on the day' enrolment would allow a person attending a voting centre (including early and election day voting centres and mobile voting) who is not on the roll, to lodge a provisional vote. The person would be required to complete a form that serves as both an enrolment form and declaration vote, and to provide proof of identity confirming their address.
- 5.39 Following election day the Commission would provide the completed forms to the AEC for confirmation of enrolment eligibility and, if the eligibility criteria are met, to add the voter to the electoral roll. If the enrolment was validated the vote could then be admitted to the count.
- 5.40 'On the day' enrolment would allow electors who meet the eligibility criteria but have either failed to enrol or change their interstate address before the close of roll, or have been removed from the roll without their knowledge, to both enrol and have their vote count at local government elections.

Recommendation 3: The 2016 Territory Election report recommended that 'on the day' enrolment be implemented for Legislative Assembly elections. If this recommendation is adopted, it is recommended that the LG Act be amended to also enable 'on the day' enrolment for local government elections.

Enrolment activity – Alice Springs and Katherine

- 5.41 In March 2017, the AEC advised that various catchment areas that enables the sending of mail to eligible electors in both Alice Springs and Katherine had been excluded from their direct enrolment mailing tables. As a result a special mail out occurred in May 2017 using backdated data from after the 2016 Territory Election. This rectification led to 746 new or re-enrolments and 1373 enrolment updates, totalling 1937 transactions between the two council areas, with the majority in Alice Springs.

Section 6: Public awareness

Campaign

- 6.1 The public awareness campaign for the 2017 NT Council Elections began in May 2017, intensified from July and continued until election day on Saturday, 26 August. The campaign for the 2018 City of Palmerston Election began in February 2018 and continued until election day on Saturday 24 March.
- 6.2 The campaigns included enrolment and voting information (early, postal, remote and election day) disseminated across television, radio, social media, councils, LGANT, DLGHCD, as well as print and digital platforms.

Advertising

Print

- 6.3 Statutory print advertising providing specific voting information was published in the Centralian Advocate, Katherine Times, NT News, Tennant and District Times, and the NT Rural Weekly. Statutory print advertising for the 2018 City of Palmerston Election was published in the NT News.
- 6.4 Print advertising promoting enrolment and election information appeared in the Centralian Advocate, NT News, NT Rural Weekly and Off the Leash magazine. In 2018, a front page banner promoting the close of electoral roll was included in the Palmerston Sun newspaper on the day the electoral roll closed.

Radio and television

- 6.5 Three sets of advertisements were developed for airing on television and radio.
 - Enrolment and close of the electoral roll (15 and 30 seconds)
 - Early voting and formality (30 seconds)
 - Election day and formality (15 and 30 seconds).
- 6.6 The audio versions of these advertisements were interpreted into nine Aboriginal languages and aired across the Northern Territory through Indigenous radio stations appropriate to the language group.
- 6.7 These same advertisements were re-developed for airing on television and radio during the 2018 City of Palmerston Election. They were also available on the NTEC website, NTEC's YouTube channel and were promoted through social media.

Social media

- 6.8 The implementation of information and advertising campaigns using social media networks remains an effective way to engage with the public. A total of 360 posts (180 Facebook | 180 Twitter) were circulated during the 2017 campaign period and 44 posts (24 Facebook | 20 Twitter) were circulated during the 2018 City of Palmerston Election period. The radio and television advertisements were also placed on the NTEC's YouTube channel, Facebook and Twitter pages.

Online

6.9 During the 2017 NT Council Elections online promotion of the radio and television advertisements also took place with Alice Springs News online, NT Rural Weekly and Off the Leash magazine. Online promotion of the Palmerston election was completed through the digital marketing campaign with NewsXtend.

Posters

6.10 Posters promoting enrolment, nominations and voting were made available to councils to assist in informing electors about the 2017 NT Council Elections. A-frame holders displaying various enrolment and voting messages throughout the 2018 City of Palmerston Election were used at the Oasis and Palmerston shopping centres.

Banners

6.11 Large four and eight metre banners promoting the close of the electoral roll, early voting and election day, were placed in the following locations:

- Alice Springs – Todd Mall
- Alice Springs – Larapinta Drive
- Berry Springs waste depot
- Gardens Oval
- Howard Springs waste depot
- Humpty Doo waste depot
- Katherine – Katherine Terrace north end
- Katherine – Katherine Terrace south end
- Pinelands roadside banner site
- Stuart Highway (Coonawarra)
- Trower Road overpass.

6.12 In the week leading up to the 2018 City of Palmerston Election the banners were placed at voting centres including, Bakewell Primary School, Driver Pre-school, Durack Primary School, MacKillop Catholic College and Sacred Heart Catholic Primary School.

Call centre

6.13 A call centre was established on Wednesday 2 August 2017 and ran until Monday 28 August 2017. Staff assisted electors with a variety of election enquiries during this period.

6.14 The following table shows comparative data with the 2012 NT Council Elections, the 2016 Territory Election and the 2017 NT Council Elections.

Table 10: Call centre enquiries

Enquiry type	2012 NT Council Elections	2016 Territory Election	2017 NT Council Elections
Total phone calls	5,693	2,553	3,254
Emails to ntec@nt.gov.au	N/A	354	1,379
Non-voter excuses lodged	1,303	749	615
Enrolment	814	204	694
Postal voting	896	675	462

NOTE: No call centre was established for the 2018 City of Palmerston Election.

Digital marketing campaign

6.15 An extensive digital marketing campaign through NEWS Xtend, ran from 7 June to election day on Saturday 24 March 2017. The digital campaign for the 2018 City of Palmerston Election ran for six weeks from 2 February until 17 March 2018. The marketing campaign used the 15 second television video ads about enrolment and close of the electoral roll, early voting and election day and formal voting, and appeared on both PC desktops and mobile phones.

Table 11: Digital marketing campaign data during the 2017 NT Council Elections

Digital media marketing reach	NTEC website page views	Number of users engaged	Click-through to NTEC website	Click-through rate	Online enrolment
137,980	401,000	38,046	3,370	2.44% *	75

* Industry success standard is 1%

Email and SMS

6.16 Email and SMS was used to contact electors who had provided contact details on their enrolment form. A total of 40,578 emails were sent during the 2017 NT Council Elections and 27,856 for the 2018 City of Palmerston Election. A total of 44, 715 text messages were also sent throughout both election periods.

Emails

6.17 During the 2017 NT Council Elections, the emails provided the following information:

- early voting centre locations and operating times/dates
- remote voting locations and operating times/dates
- election day voting centre locations
- City of Palmerston – Do not vote in this election.

Table 12: Emails sent during the 2017 NT Council Elections (by council area)

Council	No. of emails	Messaging
Alice Springs Town Council	5,301	General voting information Locations, dates & times for: <ul style="list-style-type: none"> ▪ Early voting ▪ Mobile voting ▪ Election day voting
Barkly Regional Council	640	
Belyuen Community Government Council	5	
Central Desert Regional Council	200	
Coomalie Community Government Council	184	
City of Darwin	17,906	
East Arnhem Regional Council	220	
Katherine Town Council	2,020	
Litchfield Council	4,708	
MacDonnell Regional Council	200	
Roper Gulf Regional Council	299	
Tiwi Islands Regional Council	103	
Victoria Daly Regional Council	193	
Wagait Shire Council	122	
West Arnhem Regional Council	358	
West Daly Regional Council	95	
City of Palmerston	8,024	Do not vote in this election.
TOTAL	40,578	

Table 13: Emails sent during the 2018 City of Palmerston Election

Message	Date sent	Number of emails
Close of electoral roll	05 Feb 2018	8,765
Early voting available	06 Mar 2018	8,637
Election day 17 March	15 Mar 2018	5,227
Election adjourned	16 Mar 2018	5,227
Election day 24 March	24 Mar 2018	Not sent
TOTAL		27,856

SMS

6.18 Text messages sent during the 2017 NT Council Elections included:

- remote voting locations and operating times/dates
- a reminder SMS on election day to those who had not already voted.

Table 14: Text messages sent via SMS during the 2017 NT Council Elections by council area

Council	Number of messages
Alice Springs Town Council	4,212
Barkly Regional Council	375
Belyuen Community Government Council	-
Central Desert Regional Council	164
Coomalie Community Government Council	243
City of Darwin	15,924
East Arnhem Regional Council	307
Katherine Town Council	1,611
Litchfield Council	2,200
MacDonnell Regional Council	98
Roper Gulf Regional Council	300
Tiwi Islands Regional Council	147
Victoria Daly Regional Council	114
Wagait Shire Council	-
West Arnhem Regional Council	439
West Daly Regional Council	106
TOTAL	26,240

6.19 Messaging during the 2018 City of Palmerston Election was varied and specific information was sent when the adjournment of the election, due to Cyclone Marcus, needed to be relayed to those who had not yet voted at an early voting centre or applied for a postal vote.

Table 15: Text messages sent via SMS during the 2018 City of Palmerston Election

Message	Date sent	Number of messages
Close of electoral roll	05 Feb 2018	2,907
Early voting available	06 Mar 2018	2,908
Election day 17 Mar	15 Mar 2018	Not sent
Election adjourned	16 Mar 2018	6,948
Election day 24 Mar	24 Mar 2018	5,712
TOTAL		18,475

Interviews

6.20 The Electoral Commissioner promoted enrolment and voting through interviews and articles with Northern Territory media including ABC radio Darwin and Alice Springs, Channel Nine, Territory FM, MIX104.9, Aboriginal Broadcasting Network, CAAMA radio and the NT News.

Newsletter

6.21 Nineteen election newsletters were emailed to stakeholders including councils, candidates and the media during both elections. Twelve newsletters were sent from 5 May to 27 August 2017 and seven from 27 February until 27 March 2018. The newsletters were also available on the NTEC website with links shared on Facebook and Twitter.

Website

6.22 Dedicated election websites were developed for both elections. The websites provided comprehensive information for candidates and voters; including early and election day voting locations, lists of candidates, details on casting a formal vote, vote counting information and election results pages. The website was an essential tool when relaying information about the adjournment of the 2018 City of Palmerston Election due to Cyclone Marcus.

6.23 The 2017 NT Council Elections' website was launched in early June 2017 and the 2018 City of Palmerston website was launched in December 2017.

Public awareness expenditure

6.24 Total public awareness expenditure across all mediums was \$372,126. This includes an additional \$4,670 incurred by the City of Palmerston when their election was deferred due to Cyclone Marcus.



Section 7: Election management

Service Charter

- 7.1 The 2017 NT Council Elections Service Charter outlined the broad goals and aims for the conduct of the election. It detailed election commitments to stakeholders and key performance indicators to evaluate election outcomes. The charter also serves as a benchmark to determine future amendments to the LG Act and the LGER.
- 7.2 The aim of the charter was to enhance electoral transparency and to ensure accountability in all aspects of the election. The charter also assists stakeholders (including candidates, councils, media and voters) with their election preparations and set expectations for their interactions with the Commission.
- 7.3 The service charter outlined the following commitments to councils and candidates:

Governance and IT

- ◆ Finalise electoral service agreements with local councils by 31 May 2017.
- ◆ Electronic certified lists are provided in 100 per cent of voting centres (including remote voting services) which quickens the voting process and improves accuracy.
- ◆ Implement and test the necessary redundancy provisions for the electronic mark-off and election website.

Enrolment

- ◆ Increase the average Territory-wide enrolment participation rate (percentage of eligible Northern Territorians on the roll) to 85 per cent.
- ◆ Bring the 18 to 25 year old enrolment participation rate closer to the national average of 80 per cent.
- ◆ Ensure the electoral roll is closed in accordance with the Act and 100 per cent of enrolment forms received by NTEC are transferred to the AEC in a timely manner for processing before the 5:00 pm deadline on 25 July 2017.

Public awareness

- ◆ Conduct a public awareness campaign to inform all Northern Territorians living in local government areas of their opportunity to vote with a focus on culturally diverse communities, people living with disability and Indigenous communities.
- ◆ Develop various suites of advertising targeting enrolment, preferential voting and voting services. This is to include television, radio, print media, social media and other agreed practices with local government councils.

Election management

- ◆ Establish early, election day and remote voting centres, where relevant, that are suitably located within the council area, and publish accurate information on their accessibility level.
- ◆ All postal vote applications received by 4 August 2017, are processed and despatched in the first available mail.
- ◆ All identified early voting centres are open and fully equipped to operate at 8:00am on Monday 14 August 2017 (or Monday 5 March for 2018 City of Palmerston Election).
- ◆ All election day voting centres are open and equipped for voting from 8.00 am until 6:00 pm on 26 August 2017 (or Saturday 24 March for 2018 City of Palmerston Election).
- ◆ Forty per cent of voters who vote in the 2017 NT Council Elections are utilising early voting centres across the Territory.
- ◆ Eighty per cent of first preference count results for mayors/presidents are received by 8:00 pm from election day voting centres, and are published on the NTEC website. Counts for alderman/councillors are published on the website by 10:00 pm.
- ◆ An increase in voter participation, in all council areas, compared to the 2012 election.
- ◆ Improvement on the lowest local government council area turnout rate of 29 per cent in 2012 to at least 40 per cent.
- ◆ Decrease informal voting rates compared to the 2012 local government election (6.6 per cent).

Stakeholder management

- 7.4 In October 2016 a working group was established with representatives from LGANT, DLGHCD and the NTEC. The purpose of the working group was to oversee the conduct of the elections and coordinate the use of NT Government resources. A key focus of the working group was to communicate issues and share election preparation arrangements.

Service Level Agreements (SLAs)

- 7.5 SLAs were developed with each council that detailed election services and relevant costs for the preparation and conduct of the election.
- 7.6 The SLAs outlined the NTEC's functions and responsibilities for the conduct of the election as prescribed in the LG Act and regulations.
- 7.7 The NTEC was very conscious that the elections were conducted on behalf of councils who were paying for the service. The SLAs provided councils the opportunity to provide services and/or facilities to offset election costs. In total approximately \$70,000 was offset by councils who provided resources such as council premises for voting centres, vehicles for mobile voting and council staff as electoral officials on mobile teams.

Nominations

- 7.8 Candidate information sessions were conducted in various council areas between 18 April and 14 July 2017 with a total of 226 participants attending. East Arnhem and the Tiwi Islands Regional Councils funded the airfares for an NTEC officer to attend and conduct their sessions.

Table 16: Candidate information sessions

Council	Number of sessions	Number of attendees
Alice Springs Town Council	2	17
Barkly Regional Council	1	10
Belyuen Community Government Council	1	20
Coomalie Community Government	1	6
Darwin, City of	1	35
East Arnhem Regional Council	9	80
Katherine Town Council	1	6
Litchfield Council	1	5
City of Palmerston	2	11
Tiwi Islands Regional Council	1	13
Victoria Daly Regional Council	1	6
Wagait Shire Council	1	5

- 7.9 In addition to the face-to-face information sessions, in conjunction with LGANT, DLGHCD and the City of Palmerston, a short YouTube video explaining the nomination process and candidate requirements was developed. This was available on the NTEC and LGANT websites and provided to all councils.
- 7.10 In addition to the candidate information sessions candidate packs that contained forms, fact sheets and handbooks were supplied to potential candidates.

Regional council nominations

- 7.11 To reduce election costs regional councils acted as agents to facilitate the receipt of nomination forms and forwarded them to the NTEC. In the 2012 general elections NTEC staff were placed in regional centres to collect nomination forms which added to election costs. In addition, DLGHCD field staff promoted participation in the elections and also assisted candidates to lodge their nomination forms.
- 7.12 Regional councils emailed all nomination forms to the NTEC and assisted candidates with taking the required photo for the ballot paper. It was not the role of the council to determine whether the nomination was to be accepted or rejected.
- 7.13 This arrangement seemed satisfactory and practical however, one regional council didn't promptly forward a nomination form to the NTEC for processing, resulting in a potential candidate missing out on rectifying an error on their form and therefore unable to stand as a candidate for the election.

Rejections and contested elections

- 7.14 In total 157 positions were available for election across all councils (149 for the 2017 NT Council Elections and eight for the 2018 City of Palmerston Election). A total of 320 nominations were received across all councils (295 in 2017, 25 in 2018). A total of 16 nominations were rejected and one nomination was withdrawn prior to nominations closing. Table 17 shows the accepted, rejected and withdrawn nominations. Age and gender information about the nominees (by council/ward) can be found in Appendix B.

Table 17: Nomination statistics by council

Council	Position	Vacancies	Accepted	Rejected	Withdrawn
Alice Springs Town Council	Mayor	1	2		
Alice Springs Town Council	Councillor	8	19		
Barkly Regional Council	President	1	6		1
Barkly Regional Council	Alpurrurulam ward councillor	1	2		
Barkly Regional Council	Alyawarr ward councillor	4	4	1	
Barkly Regional Council	Kuwarrangu ward councillor	2	3		
Barkly Regional Council	Patta ward councillor	5	12		
Belyuen Community Government Council	Councillor	5	9		
Central Desert Regional Council	Akityarre ward councillor	2	2		
Central Desert Regional Council	Anmatjere ward councillor	4	8		
Central Desert Regional Council	Northern Tanami ward councillor	2	3		
Central Desert Regional Council	Southern Tanami ward councillor	4	8	1	
Coomalie Community Government Council	Adelaide River ward councillor	2	3		
Coomalie Community Government Council	Batchelor Township ward councillor	2	2		
Coomalie Community Government Council	Coomalie Rural ward councillor	2	3		
City of Darwin	Lord Mayor	1	15	3	
City of Darwin	Chan ward councillor	3	7	1	
City of Darwin	Lyons ward councillor	3	16	1	
City of Darwin	Richardson ward councillor	3	8		
City of Darwin	Waters ward councillor	3	5	3	

Council	Position	Vacancies	Accepted	Rejected	Withdrawn
East Arnhem Regional Council	Anindilyakwa ward councillor	2	3	1	
East Arnhem Regional Council	Birr Rawarrang ward councillor	2	4		
East Arnhem Regional Council	Gumurr Gattjirrk ward councillor	2	2		
East Arnhem Regional Council	Gumurr Marthakal ward councillor	3	3		
East Arnhem Regional Council	Gumurr Miwatj ward councillor	3	4		
East Arnhem Regional Council	Gumurr Miyarka ward councillor	2	8		
Katherine Town Council	Mayor	1	4		
Katherine Town Council	Alderman	6	12		
Litchfield Council	Mayor	1	3	1	
Litchfield Council	Central ward councillor	1	1		
Litchfield Council	East ward councillor	1	2		
Litchfield Council	North ward councillor	1	2		
Litchfield Council	South ward councillor	1	1		
MacDonnell Regional Council	Iyarrka ward councillor	2	2		
MacDonnell Regional Council	Ljirapinta ward councillor	3	3		
MacDonnell Regional Council	Luritja Pintubi ward councillor	3	5		
MacDonnell Regional Council	Rodinga ward councillor	4	7		
City of Palmerston	Mayor	1	8		
City of Palmerston	Alderman	7	17		
Roper Gulf Regional Council	Never Never ward councillor	3	4		
Roper Gulf Regional Council	Numbulwar Numburindi ward councillor	2	4		
Roper Gulf Regional Council	Nyirrangulung ward councillor	3	9	1	
Roper Gulf Regional Council	South West Gulf ward councillor	3	4		
Roper Gulf Regional Council	Yugul Mangi ward councillor	2	2	2	
Tiwi Islands Regional Council	Bathurst Island ward councillor	6	14		
Tiwi Islands Regional Council	Milikapiti ward councillor	3	3		
Tiwi Islands Regional Council	Pirlangimpi ward councillor	3	6	1	
Victoria Daly Regional Council	Daguragu ward councillor	1	1		
Victoria Daly Regional Council	Milngin ward councillor	1	1		
Victoria Daly Regional Council	Pine Creek ward councillor	1	3		
Victoria Daly Regional Council	Timber Creek ward councillor	1	3		
Victoria Daly Regional Council	Walangeri ward councillor	1	2		
Wagait Shire Council	Councillor	5	8		
West Arnhem Regional Council	Barrah ward councillor	2	4		
West Arnhem Regional Council	Gunbalanya ward councillor	3	3		
West Arnhem Regional Council	Kakadu ward councillor	3	5		
West Arnhem Regional Council	Maningrida ward councillor	4	6		
West Daly Regional Council	Nganmarriyanga ward councillor	1	2		
West Daly Regional Council	Thamarrurr/Pindi Pindi ward councillor	4	7		
West Daly Regional Council	Tyemirri ward councillor	1	1		
Total		149	295	16	1

7.15 Across all 17 councils 45 elections were undertaken and 15 were uncontested. A full list of candidates (for both contested and uncontested elections) can be found in Appendix C. There were no failed elections with sufficient nominations received for all vacancies. This was not the case in 2012 when there were insufficient nominations in six wards that required supplementary elections. In 2017 both LGANT and DLGHCD played a leading role in informing the community about the nominations process.

Eligibility

7.16 Section 36 of the LG Act states the eligibility for membership to a council as:

A person is, unless disqualified, eligible for election or appointment as a member of a council if enrolled as an elector in respect of a place of residence within the council area.

The Commission has long interpreted this to mean candidates may nominate for any ward within the council area they live in, and are not necessarily required to reside in the ward they are nominating for.

7.17 Part 2, Division 1, section 7(e) of the Local Government (Electoral) Regulations requires that nominees are endorsed by at least three nominators whose details and signatures must be provided on the nomination form. The regulation states that these nominators are to be:

at least three other persons who are eligible to vote at the election.

Electors in councils that have wards are only eligible to vote for ordinary members standing for their ward. This regulation has therefore been interpreted as requiring that all nominators must reside in the ward in which the nominee is seeking membership.

7.18 During the 2017 NT Council Elections DLGHCD questioned the inconsistency of these eligibility rules. To be an eligible nominee one only needs to reside in the council area generally and can nominate for a ward they do not live in, while all nominators endorsing nominees must reside in the ward the candidate is nominating for.

Recommendation 4: The Commission recommends that clarification be sought to determine whether the current interpretation where nominees only need to be enrolled within the council area, but nominators must be enrolled in the ward for which the candidate is standing is correct. If the current interpretations are correct the Commission recommends meeting with stakeholders to discuss the eligibility of nominees and nominators

7.19 All candidates must provide a photograph to accompany their nomination form, and, if accepted, these photographs will later appear on ballot papers.

7.20 All nominee's photographs must comply with the Electoral Act, which refers to regulation 3 of the Electoral Regulations 2004 which states that a nominee's photograph must:

- a. *be a black and white, full faced vertical portrait of the nominee's head and shoulders*
- b. *have been taken within six months before lodgement of the nominee's nomination*
- c. *have endorsed on the reverse side, the nominee's full name and a statement by the nominee certifying that the photograph was taken within six months of the lodgement.*

7.21 The regulations also state that the Electoral Commissioner may, at their discretion, accept photographs that do not comply with the above requirements. In reality this happens regularly. Modern software makes it easy for Commission staff to adjust photographs to fit the requirements of the ballot papers (e.g. cropping to head and shoulders, making black and white etc.) and all photographs are adjusted somewhat to make them clear on ballot papers.

Recommendation 5: The Commission recommends that a review be undertaken of regulation 3 of the Electoral Regulations 2004 pertaining to the provision of nominee photographs. The review should seek to modernise the regulations and recognise the technology used by NTEC staff to make the photographs ready for use on ballot papers. The Commission also questions the continued need for the six month certification.

Rejection of nomination

7.22 Section 7(2)(b) of the Local Government (Electoral) Regulations states that a nomination must be accompanied by a photograph of the nominee that complies with the requirements in the Electoral Act.

7.23 Section 9 of the Local Government (Electoral) Regulations sets out the grounds by which a nomination can be rejected. The regulations do not explicitly say that if a nomination is received without a complying photograph it can be rejected, as the Electoral Act does.

7.24 Section 36(1) of the Electoral Act explicitly states non-compliance as grounds for rejection:

36(1) The Commission may reject a nomination only if:
(a) The nomination is not substantially in accordance with section 32.

Section 32 specifies what a nomination form must consist of, which includes being:

(f) accompanied by a photograph of the nominee complying with the requirements prescribed by the Regulations.

Recommendation 6: The Commission recommends that a review of the Local Government (Electoral) Regulations be undertaken to provide clarity on the reasons for rejection, and to explicitly state non-compliance of nomination form requirements as a reason. A similar statement to Section 36(1)(a) of the Electoral Act would suffice.

Candidate names on the ballot paper

7.25 Another inconsistency between LA and LG nomination conditions is the legislated requirements of the candidate's preferred name to appear on the ballot paper.

7.26 Section 32 of the Electoral Act states that the ballot name of a candidate must be the same as the candidate's enrolled name, or a commonly accepted variation of the name.

7.27 Section 7(b) of the Local Government (Electoral) Regulations states that nomination forms must include the full name of a candidate, but candidates may opt to have an abbreviated or preferred form of their name on the ballot paper. There is no reference to candidates having to use their enrolled name.

Recommendation 7: The Commission recommends that Section 7(b) of the Local Government (Electoral) Regulations be amended to reflect the Electoral Act, and state the following:

The name stated in the nomination form must be:

- (a) *The surname and the given name, or one or more of the given names, under which the nominee is enrolled.*
- (b) *However, a given name may be stated by an initial standing for the name of commonly accepted variation of the name, including an abbreviation, truncation or alternative form.*

Ballot papers

7.28 Tenders were called for the production of ballot papers in both Alice Springs and Darwin. This reduced the transportation costs of ballot papers and enabled ballot papers to be printed and ready in preparation for the first day of early and mobile voting.

Voting services

Postal voting

7.29 Electors could apply for a postal vote from 29 May 2017 for the 2017 NT Council Elections, and from the 18 December 2017 for the 2018 City of Palmerston Election.

7.30 A total of 4,081 postal votes were issued in 2017 with 2,614 (or 64 per cent) being admitted to the count. In 2018, 1,117 postal votes were issued with 822 (or 74 per cent) being admitted to the count. A number of postal votes were received too late to be admitted, while others were rejected because the postal vote certificate was either not witnessed or signed by the elector. Table 18 provides a summary of postal vote applications and votes received. For these details by council and ward, see Appendix D.

Table 18: Summary of postal voting – 2017 and 2018 elections

Postal vote action	2017 NT Council Elections	2018 City of Palmerston Election
Applications received	4,615	1,135
Applications rejected	534	18
Votes issued	4,081	1,117
Votes returned	3,250	913
Votes admitted	2,614	822
Votes rejected or cancelled	636	91

7.31 Providing voting services to electors overseas has been problematic given the short timeframe to send and return postal ballots. The election timetable allows a longer voting period prior to election day for LG general elections compared to Legislative Assembly elections; however, of the 140 postal votes issued to overseas addresses only 20 (14 per cent) were returned in time to be admitted to the count.

7.32 As stated in the 2016 Territory Election report, the shortcomings of the current postal voting system highlight the need for the Commission to further explore an electronic or automated system for the issue and return of postal votes. This alternative postal voting system could be trialled in the 2020 Territory election or the 2021 LG elections.

Recommendation 8: The Commission recommends investigating the options and feasibility of introducing a form of electronic postal voting system (perhaps allowing the issuing and return of postal votes via email), that could be introduced at either the 2020 Territory election, or 2021 local government general elections.

Recommendation 9: In its 2016 Territory Election report, the Commission recommended removing the requirement for a postal vote certificate to be witnessed, and to modify the current certificate to incorporate an unattested declaration to be signed by the voter only. The Commission recommends that if this change is made for Legislative Assembly elections it should also be made for local government elections.

Early voting

- 7.33 In 2015 legislative amendments removed restrictions on voting before election day allowing electors to opt for ‘convenience voting’ at an early voting centre (EVC) during the two weeks prior to election day.
- 7.34 Both the 2017 and 2018 elections provided early voting services for a two-week period prior to election day, which included most early voting centres being open on the Saturday in the middle of that period. Early voting for the 2018 City of Palmerston Election was extended by three days (21 – 23 March) with the deferment of the election due to Cyclone Marcus.
- 7.35 Across both elections, there were eight early voting centres across the Territory located in Alice Springs, Darwin (2), Casuarina, Coolalinga, Katherine, Palmerston and Tennant Creek. Further details about early voting centres (including locations, operating days and number of votes taken) can be found in Appendix E.
- 7.36 Allowing electors to early vote at their convenience has led to a significant increase in the number of early votes cast. A total of 31,284 early votes, almost 40 per cent of all votes, were issued at early voting centres across all elections. This is an increase of 22,169 votes (243.2 per cent) compared with the 2012 LG election.
- 7.37 Early voting on the Saturday before election day was also very popular with a total of 3,189 votes being issued on this day across all elections (2,366 in 2017, 823 in 2018). This equates to 10.2 per cent of early votes issued, or 4.1 per cent of all votes issued.
- 7.38 The 2018 City of Palmerston Election became the first time in the Northern Territory that more electors voted early than on election day with 7,471 early votes (54.2 per cent of total votes) and 5,383 election day votes (39.0 per cent).
- 7.39 Though the number of voters choosing to vote early increased, convenience voting by itself did not impact on overall turnout, as the increase in early voting was offset by a decrease in voting on election day. This trend will lead to the Commission reviewing the number of voting centres and staff for election day before the next general election.

Mobile voting

- 7.40 Mobile voting services are provided in circumstances where voters are likely to be more efficiently and appropriately serviced by mobile teams. Electors in remote communities and urban locations like hospitals, aged care centres and hostels are visited by teams of trained electoral officials who travel to a predetermined schedule to deliver a mobile voting service.
- 7.41 Across all elections, 10 urban visits were conducted in Darwin and Alice Springs with 221 votes issued. Visits to urban facilities in Katherine, Nhulunbuy and Tennant Creek were made by 'remote voting teams' and were counted as remote visits. The prisons in Darwin and Alice Springs were sent postal votes at the request of the Department of Correctional Services.
- 7.42 A total of 154 remote locations were visited across all elections, resulting in 6,028 votes being issued by remote voting teams. A full list of the locations visited, including enrolment and votes taken, is provided in Appendix F.
- 7.43 Remote voting services are considered where evidence indicates a voter population of 10 or more, and the 2017 remote schedule included all major communities and most minor communities. Some factors taken into account when determining locations include: limited or no access to early or election day voting centres; areas or communities with poor or non-existent mail delivery services and/or; low English literacy and comprehension.
- 7.44 When determining the mobile voting schedule, consideration is given to:
- institutions and communities visited in previous elections and historical voting numbers
 - recent enrolment numbers and elector population movement
 - stakeholder feedback (particularly from regional councils)
 - operational factors such as the most efficient means of travel and the availability of accommodation.
- 7.45 Draft mobile voting schedules were provided to regional councils and outstation service providers and feedback was sought on the voting locations, appropriate voting time periods, the travelling times required between communities and preferred voting days in larger communities.
- 7.46 During the mobile voting period 13 amendments were made to the remote schedule to accommodate the following:
- Sorry business and funerals
 - on request where advice was received from stakeholders
 - late arrival of teams due to weather resulting in change to voting times.

All changes to the schedule were updated on the election website while candidates and workers were advised by email as soon as the revisions were finalised.

7.47 In addition, the SLAs developed in conjunction with regional councils outlined a number of activities and facilities that would be provided by councils to assist with the delivery of mobile voting services in remote communities. Many regional councils provided some or all of the following:

- staff to undertake local language assistance in communities
- premises as voting centres
- accommodation for voting teams
- resources to improve the electoral roll in the council area
- promotion of the election using council social media and local avenues
- staff to work as remote voting team members
- 4wd vehicles for use by remote voting teams
- transport within communities, including to and from airstrips.

7.48 The SLAs with regional councils in particular increased the transparency of election services, allowed regional council staff the opportunity to take on election roles and helped councils to offset costs. This arrangement provided numerous benefits to both regional councils and the NTEC and is therefore recommended that this practice be refined for future elections.

Staffing mobile voting teams

7.49 The recruitment of mobile voting staff with the skills and experience needed to work in a culturally and politically sensitive environment is a key component of the mobile voting program.

7.50 There were a total of 15 mobile teams with 40 staff across all elections, 12 of which were classed as remote voting teams. Nine staff across these remote teams were supplied by councils as per their SLAs and two teams were fully staffed by council employees.

7.51 All remote mobile staff, including those supplied by councils, undertook online training and a three-hour face-to-face training session. Training was conducted in Darwin, Katherine, Alice Springs, and Tennant Creek.

7.52 Having regional council staff on voting teams is advantageous as they are very familiar with their own communities and people and regularly travel in the area. However, most council staff have never worked as election officials and had no electoral experience. It is also important for the NTEC to maintain a level of independence in the conduct of the election.

Recommendation 10: The Commission values the knowledge and experience that regional council staff have of their communities and people, and will continue to prioritise positions for them on remote mobile voting teams in their council areas. However, all remote mobile voting team leaders should be NTEC employed staff with election experience to ensure electoral protocols are adhered to.

- 7.53 Local assistants were employed by the NTEC in addition to the staff on remote mobile voting teams, although some council staff acted in these positions. Local assistants undertook a number of duties including:
- facilitating access to communities, advising on cultural issues and providing local knowledge
 - identifying names on the certified list and completing/witnessing enrolment forms
 - repeating instructions to voters in language.
- 7.54 All local assistants were required to complete an electronic training package which included the obligation to sign a declaration of political neutrality, what it meant and its importance, with the explanations reinforced verbally by team leaders.

Communicating with electors in remote areas

- 7.55 As part of the public awareness campaign customised posters detailing remote voting locations, dates and times were sent by email to 1,507 recipients including; council offices, Indigenous businesses, schools, police stations, resource and health centres, stores and other infrastructure points within each community. Recipients were asked to disseminate the information as widely as possible.
- 7.56 Many regional councils and LGANT also posted mobile voting locations, dates and times on their websites and social media platforms, as well as on community Facebook sites.
- 7.57 Email and SMS was also used to contact electors directly if they had provided these details as part of their enrolment. A total of 2,313 emails and 2,050 SMS were sent to electors in remote areas during the 2017 NT Council Elections providing remote mobile voting locations, dates and times.
- 7.58 A short 'how to vote' video was re-developed from a similar one produced for the 2016 Territory Election. The animated video was uploaded to netbooks available at every voting centre, including all mobile voting centres. The one-minute video explained, in simple terms, how to mark a ballot paper and could be viewed in English and 13 Aboriginal languages: Alyawarre, Anindilyakwa, Anmatyere, Aranda, Burarra, Gurindji, Kriol, Luritja/Pintabi, Murrinh Patha, Pitjanjatjara, Tiwi, Warlpiri, and Yolngu Matha.
- 7.59 Team leaders were instructed to show the 'how to vote' video in the requested language in the first instance as a response to requests for assistance. If the voter still required help, the team leader provided face-to-face assistance, with a local assistant interpreting if required. Feedback from team leaders indicated that most electors requiring assistance were confident to vote after watching the video and required no further help.
- 7.60 The 'how to vote' video was placed on the NTEC election website and the link was sent to regional councils and land councils for inclusion on their local platforms such as the remote Indigenous broadcasters network.

Issues and future considerations for remote voting services

- 7.61 The remote voting teams issued a total of 6,028 votes, compared to 8,012 votes at the 2012 LG general elections. Electors could vote in their own council area as mobile teams carried ballot papers for all wards in the council area, but did not provide absent voting services for other council areas (although these were provided in 2012). An exception was made for urban voting teams in hospitals and other institutions.

- 7.62 Despite voting at local government elections being compulsory, participation is noticeably declining. Remote areas particularly are experiencing alarmingly low turnouts, with regional councils averaging voter turnout rates of 36 per cent.
- 7.63 While there are a range of factors contributing to the decline in voter participation, it is incumbent on the NTEC to review the delivery of voting services in remote areas and where possible expand the window of opportunity for remote electors to vote. This could include, but not be limited to, extending voting services over multiple days within communities or delivering voting services in various locations within communities.
- 7.64 Expanded voting services were trialled in two council by-elections in 2018 resulting in increased voter participation compared to 2017. The turnout in Maningrida in 2017 was 8.8 per cent. For a council by-election in August 2018, which extended voting from eight hours in 2017 to a voting service over five days in multiple locations, was 23.5 per cent.
- 7.65 Although possible during single ward by-elections, it is not viable to have five days of voting in particular communities in general elections. However, in future local government elections remote voting services in larger communities can be extended to two days. This is consistent with the AEC model and in line with NTEC plans for remote voting in Legislative Assembly elections.
- 7.66 Another option being considered for future elections is to establish early voting centres in large communities with regional councils providing (NTEC trained) staff and suitable premises that are central, highly visible and near busy service centres (like the post office or local shop). The operation of the early voting centres would be detailed in the SLAs with relevant regional councils.
- 7.67 Additionally, remote mobile teams require the staffing capacity to split off from the main team to attend locations within communities where people congregate, such as stores, at set times that can be advertised. This was also trialled at the Maningrida by-election in August 2018 and will continue to be explored at future by-elections.

Election day voting

- 7.68 There were 31 voting centres open from 8:00am to 6:00pm on election day across all elections. Election day for the 2017 NT Council Elections was Saturday 26 August, and Saturday 24 March for the 2018 City of Palmerston Election. The centres were based in Alice Springs, Darwin, Katherine, the Litchfield area, Palmerston, Tennant Creek, and Wagait Beach. Appendix G provides a full list of election day voting centres by council and includes the number of votes taken.
- 7.69 A total of 36,671 votes were issued to electors on these election days, which accounted for 46.8 per cent of all votes. This is considerably less than the 73.3 per cent of all votes issued at election day voting centres at the 2012 LG general elections.
- 7.70 Efficiencies resulting from the implementation of electronic certified list voter mark-off and the increase in voters choosing to vote early, allowed the Commission to reduce the number of election day voting centres in the City of Darwin. Other urban based councils opted to provide the same amount of election day services.
- 7.71 It was observed on election day that the time taken for some electors to complete their vote was considerably longer than average. This has been attributed to the high number of candidates on some ballot papers, and as a result there were queues for voting screens. Once this became apparent voting area managers provided additional voting screens at these centres.

Election results

- 7.72 Following the close of voting at 6:00 pm on election day in both 2017 and 2018, preliminary first preference counts took place at all election day voting centres. Counts of early, postal and mobile voting ballot boxes were undertaken at scrutiny centres in Alice Springs, Darwin and Katherine. Candidates and other stakeholders were provided with advice about the locations and times of all counting locations via the regular electronic newsletter.
- 7.73 All count figures were progressively uploaded to the results pages on the NTEC's website. The election service charter targets of 80 per cent of first preference counts to be posted by 8:00 pm and all election night count data to be posted by 10:00 pm were not met. Delays were due to the large number of candidates on ballot papers and additional time required to count the large number of early votes cast.
- 7.74 There is a growing expectation from the media, candidates, political stakeholders and general public that election results should be known within a few hours after the close of voting. After 6:00 pm on election day there is significant media commentary and pressure on Electoral Commissions to provide results data in a timely manner, especially in marginal seats.
- 7.75 The increase in the size of early vote counts makes it difficult to produce timely results as the counts cannot commence until after 6:00 pm. The Electoral Act indicates that ballot boxes are to be opened in scrutiny centres as soon as practicable after the close of voting for an election.

Recommendation 11: The Commission recommends that the scrutiny of early votes begins before the close of voting at 6:00 pm on election day. NTEC acknowledges that there would be stringent conditions required to ensure the result of the votes counted are not publically known or made available until all voting centres have closed. This would involve a secure room where scrutineers are allowed in but cannot leave or use mobile phones or other technology to communicate with others, similar to a budget lock-up room. The flexibility of when to commence the counts so that results can be made public after the close of voting should be at the discretion of the Electoral Commissioner.

Disputed returns and complaints

- 7.76 For both the 2017 NT Council Elections and the 2018 City of Palmerston Election no recount was requested by a candidate, authorised officers or the Electoral Commissioner. However, the Commission did receive various complaints during the course of both elections with two cases referred to the Northern Territory Civil & Administrative Tribunal (NTCAT).

7.77 The complaints consisted of the following:

- A candidate questioning the correctness of the electoral roll
- A candidate expressing concerns that an article in the NT News was influencing voters
- A candidate concerned that their nomination form was not forwarded to the NTEC in a timely manner, resulting in their nomination not being accepted
- A resident complaining about a possible breach of Section 99 of the Local Government (Electoral) Act (offences relating to campaign material) regarding a candidate's how-to-vote card
- A resident made various claims of breaches under Section 99 of the Local Government (Electoral) Act which were found to have no substance or relevance as the issues raised did not mislead or deceive an elector. The complainant also alleged that the NTEC incorrectly rejected their nomination for not being enrolled in the council area they were seeking membership of. The same complainant later sought to dispute the City of Darwin Mayor election result alleging the result was impacted by a potential candidate being wrongly excluded from candidacy.

7.78 The two complaints referred to NTCAT were dismissed. However, one of these cases was later referred to the Supreme Court which also dismissed the application.

Post-election activities

Fresh scrutinies

7.79 Fresh scrutinies are undertaken to ensure that: all ballot papers have been sorted correctly; first preference totals are correct; and identified informal votes are confirmed as informal. Appendix H shows the total number of ballot papers counted for every council area/ward and Appendix I shows the ballot papers counted by vote type (for each council area/ward).

7.80 Manual fresh scrutinies of ballot papers only occurred for the Mayoral ballot papers for the Alice Springs Town Council, Katherine Town Council and Litchfield Council, as well as the Barkly Regional Council President. All other ballot papers were counted and verified using EasyCount software.

Vote counting system (EasyCount)

7.81 Local Government elections are conducted under a single transferable vote (STV) counting system. The STV is a form of proportional representation (PR) which, although normally used in multi-member constituencies, can also be applied for single member vacancy elections. Candidates are required to achieve a known 'quota', or share, of the votes which is determined by the number of formal votes and the number of positions to be filled. Appendix J provides a guide to the quota required for each council area and ward (depending on number of vacancies).

7.82 EasyCount software was used for both the 2017 NT Council Elections and the 2018 City of Palmerston Election as it can conduct a PR count following the manual input and verification of preferences marked on the ballot papers.

7.83 All alderman/councillor counts for all councils were processed through EasyCount, and due to the high number of candidates, the count for the City of Darwin Mayor ballot was also processed through EasyCount.

Informality

- 7.84 In the post-election phase, once the 21 day period for objections had expired, a survey of informal ballot papers was conducted. A total of 12,561 informal votes were cast across all elections. (Appendix K shows the informality rates by each council area/ward).
- 7.85 A key finding identified that 49 per cent of the informal votes (6,176) were considered intentionally informal. The remaining 51 per cent (6,385) were considered unintentionally informal. From the informal ballot papers, 5,006 were left blank, 2,769 contained duplicate numbers and 1,555 were incomplete. A full analysis of all informal votes by council area/ward is provided in Appendix L.
- 7.86 Consistent with other electoral jurisdictions across Australia, the higher the number of candidates in an election, the higher the informality rate is. This was evident in elections for the following positions:

Table 19: Informality rates of ballots with a high number of candidates

Council ward position	# Candidates	% Informality	# Informal votes	% Intentional	% Unintentional
Alice Springs – Councillor	19	11.7	1,178	24.5	75.5
Darwin – Lord Mayor	15	10.4	3,509	45.4	54.6
Darwin – Lyons ward - Councillor	16	11.8	1,086	47.7	52.3
Palmerston – Alderman	17	13.0	1,776	44.0	56.0
Tiwi – Bathurst Island ward - Councillor	14	12.7	61	3.3	96.7
Belyuen - Councillor	9	12.0	10	0.0	100.0

- 7.87 Although the Commission made available ‘how to vote’ videos in 13 commonly used languages, mainly Aboriginal languages, at all voting centres including mobile voting, it was disappointing to find that many voters still had difficulty sequentially numbering all candidates on the ballot paper.
- 7.88 In addition to the intentional informal voters, which are potentially difficult to change, the high informality rates highlight the need for further electoral awareness and education in the voting requirements for NT elections.
- 7.89 One option to reduce unintentional informality, and therefore include more votes in the count, is to allow the admittance of ballot papers that are numbered consecutively to at least the number of vacancies for that poll, even if they are incomplete.

Recommendation 12: The Commission recommends a review be undertaken to consider the above option (7.89), or further methods, to reduce the number of votes not admitted to the count due to unintentional informality.

Compulsory voting

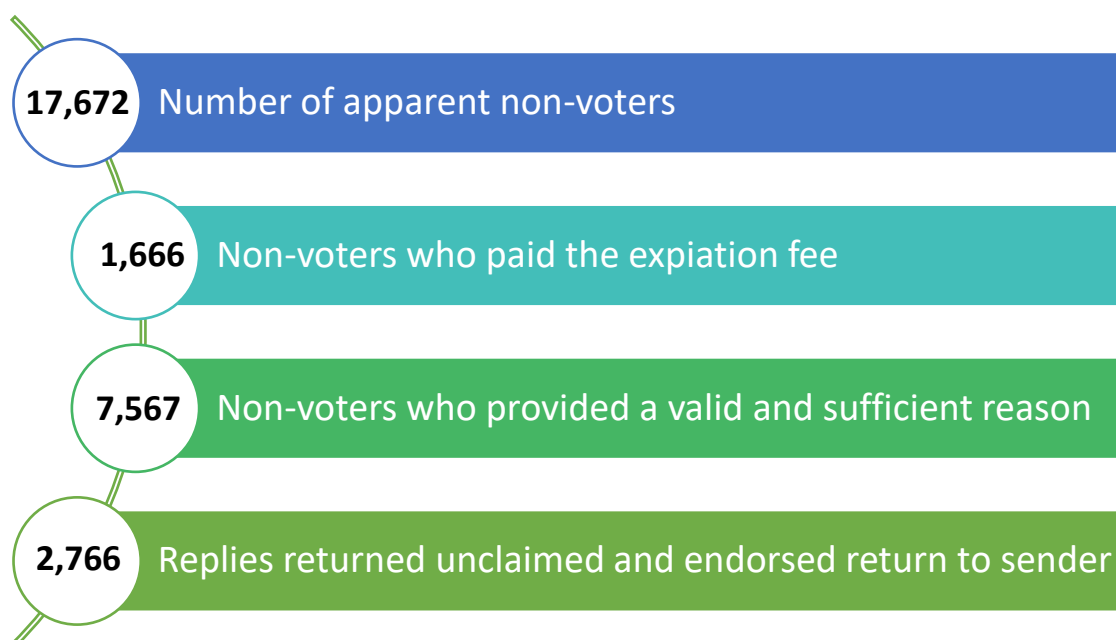
- 7.90 Despite compulsory voting at local government elections in the Northern Territory, a growing number of enrolled electors are not voting. The downward trend in participation rates at all recent elections is concerning, particularly in remote areas. Voter turnout for regional councils averaged 36 per cent, while the Territory wide rate was 58.5 per cent.

- 7.91 Since the local government elections, surveying and analysis on why participation is declining has begun in remote areas. Preliminary findings highlight various levels of elector disengagement, election relevance and the need for improved voter services which are closer to where voters live.
- 7.92 Post-election councils were approached to ascertain whether they were going to commence enforcement action against those electors who had apparently failed to vote. Of the 16 councils that went to poll in August 2017, only City of Darwin and Litchfield Council elected to pursue non-voters, with City of Palmerston also agreeing to pursue non-voters from the March 2018 election.
- 7.93 While the Commission acknowledges that without an ongoing remote field program it is difficult to pursue non-voters in regional council areas, it is disappointed that follow-up doesn't occur in all municipal councils. This lack of consequence contributes to a community that increasingly avoids voting and participating in a compulsory democratic process.

Non-voter action

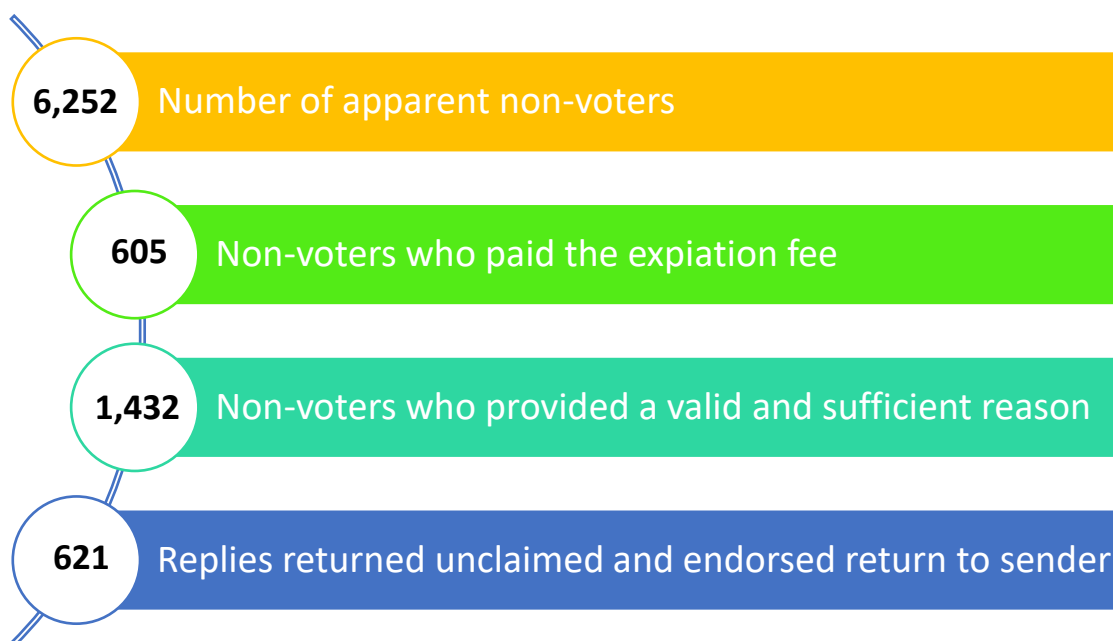
- 7.94 As a result of the City of Darwin and Litchfield Council electing to take non-voter action, a total of 17,672 letters were posted on 8 December 2017. These letters sought either a valid and sufficient reason for failing to vote, or an expiation fee of \$50.
- 7.95 A total of 1,188 non-voters from the City of Darwin paid the expiation fee (total \$59,400), and 478 non-voters from the Litchfield Council paid the expiation fee (total \$23,900). This meant that the compulsory voting enforcement was cost neutral to both councils.

Non-voter action for City of Darwin and Litchfield Council



7.96 The City of Palmerston issued 6,252 letters to electors who did not vote and 605 paid the expiation fee (total \$30,250).

Non-voter action for City of Palmerston



7.97 Under the Local Government (Electoral) Act the determination to pursue non-voters at local government elections is held by the council. It is acknowledged when making such determinations, councils consider the costs associated with this exercise and the assumed negative reputation to the newly elected councillors. Having the Electoral Commission determine whether or not to pursue non-voters would remove this responsibility and associated negativity from councils.

Recommendation 13: The Commission recommends investigating possible amendments to the LG Act that would enable the NTEC to determine whether non-voters are pursued, and to be responsible for all consequential legal proceedings. If these changes were to occur the Commission would absorb all costs and fines recovered through this process.


Election reports

7.98 Individual election reports were developed and sent to all 16 councils at the end of October 2017, with the City of Palmerston receiving their report in May 2018. These reports detailed all aspects of the election and identified various issues that may need to be addressed in future events. These reports will form the basis of future planning and consultation.

Post-election reviews

- 7.99 All election day staff were surveyed to seek their views on the training provided, service delivery, election management and support, and general areas for improvement. In addition staff evaluations were conducted and formally noted for future employment opportunities.
- 7.100 An internal election debriefing workshop was held in October 2017 to review and analyse all aspects of the 2017 NT Council Elections. Actions and internal recommendations from the workshop have formed the various issues and recommendations included in this report and the reports to councils.
- 7.101 The major issue identified from post-election reviews was the challenges faced by the growing level of disengagement with the electoral processes, especially with remote Aboriginal electors. Participation of all citizens is fundamental to a healthy democracy. The decreasing levels of participation in Territory elections means fewer electors are choosing our government representatives.
- 7.102 It is vital the Commission continues to work collaboratively with other government and non-government agencies to address the need for improved electoral education and awareness to stimulate the level of engagement across the Territory.

Appendices



APPENDIX A: Representation and enrolment by council

Council	Elected positions/wards	Positions	Enrolment	Electors per representative
Alice Springs Town Council	Mayor	1		
	Councillor	8	14,357	1,794
Barkly Regional Council	President	1		
	Alpurrurulam ward councillor	1	214	214
	Alyawarr ward councillor	4	1,602	400
	Kuwarrangu ward councillor	2	487	143
	Patta ward councillor	5	1,961	392
	Total	12	4,264	355
Belyuen Community	Councillor	5	144	28
Central Desert Regional Council	Akityarre ward councillor	2	272	136
	Anmatjere ward councillor	4	1,002	250
	Northern Tanami ward councillor	2	419	209
	Southern Tanami ward councillor	4	964	241
	Total	12	2,657	221
Coomalie Community Government Council	Adelaide River ward councillor	2	196	98
	Batchelor Township ward councillor	2	168	84
	Coomalie Rural ward councillor	2	250	125
	Total	6	614	102
City of Darwin	Mayor	1		
	Chan ward alderman	3	11,687	3,895
	Lyons ward alderman	3	14,401	4,800
	Richardson ward alderman	3	13,557	4,519
	Waters ward alderman	3	10,455	3,485
	Total	12	50,100	4,175
East Arnhem Regional Council	Anindilyakwa ward councillor	2	892	446
	Birr Rawarrang ward councillor	2	697	348
	Gumurr Gattjirrk ward councillor	2	782	391
	Gumurr Marthakal ward councillor	3	1,419	473
	Gumurr Miwatj ward councillor	3	1,352	450
	Gumurr Miyarrka ward councillor	2	734	367
	Total	14	5,876	419
Katherine Town Council	Mayor	1		
	Alderman	6	5,630	938
Litchfield Council	Mayor	1		
	Central ward councillor	1	2,539	2,539
	East ward councillor	1	2,943	2,943
	North ward councillor	1	3,013	3,013
	South ward councillor	1	3,773	3,773
	Total	4	12,268	3,067
MacDonnell Regional Council	Iyarrka ward councillor	2	780	390
	Ljirapinta ward councillor	3	733	244
	Luritja Pintubi ward councillor	3	955	318
	Rodinga ward councillor	4	1,147	286
	Total	12	3,615	301

APPENDIX A: Representation and enrolment by council

Council	Elected position	Positions	Enrolment	Electors per representative
City of Palmerston	Mayor	1		
	Alderman	7	21,261	3,037
Roper Gulf Regional Council	Never Never ward councillor	3	815	271
	Numbulwar Numburindi ward councillor	2	499	249
	Nyirranggulung ward councillor	3	906	302
	South West Gulf ward councillor	3	972	324
	Yugul Mangi ward councillor	2	760	380
	Total	13	3,952	304
Tiwi Islands Regional Council	Bathurst Island ward councillor	6	1,057	176
	Milikapiti ward councillor	3	302	100
	Pirlangimpi ward councillor	3	277	92
	Total	12	1,636	136
Victoria Daly Regional Council	Daguragu ward councillor	1	421	421
	Milngin ward councillor	1	368	368
	Pine Creek ward councillor	1	219	219
	Timber Creek ward councillor	1	409	409
	Walangeri Ward councillor	1	296	296
	Total	5	1,713	342
Wagait Shire Council	Councillor	5	311	62
West Arnhem Regional Council	Barrah ward councillor	2	420	210
	Gunbalanya ward councillor	3	792	264
	Kakadu ward councillor	3	647	215
	Maningrida ward councillor	4	1,861	465
	Total	12	3,720	310
West Daly Regional Council	Nganmariyanga councillor	1	198	198
	Thamarrurr/Pindi Pindi ward councillor	4	1,504	376
	Tyemirri ward councillor	1	94	94
	Total	6	1,796	299

APPENDIX B: Nominations by gender and age range

Council/Ward	No. of candidates	Gender			Age range						
		Male	Female	Gender not stated	18-24	25-34	35-44	45-54	55-64	65+	Age not stated
Alice Springs Town Council											
Mayor	2	2	0	0	0	0	1	0	1	0	0
Councillor	19	12	6	1	0	2	8	4	3	1	1
Barkly Regional Council											
President	6	3	3	0	0	0	1	1	4	0	0
Alpurrulam ward councillor	2	1	1	0	0	0	0	0	2	0	0
Alyawarr ward councillor	4	3	1	0	0	0	0	1	2	1	0
Kuwarnangu ward councillor	3	2	1	0	0	0	0	0	1	2	0
Patta ward councillor	12	8	4	0	0	2	2	2	6	0	0
Belyuen Community Government Council											
Councillor	9	5	4	0	1	0	2	5	1	0	0
Central Desert Regional Council											
Akityarre ward councillor	2	1	1	0	0	1	0	0	1	0	0
Anmatjere ward councillor	8	5	3	0	1	2	3	0	2	0	0
Northern Tanami ward councillor	3	3	0	0	0	0	0	1	2	0	0
Southern Tanami ward councillor	8	4	4	0	0	0	2	2	4	0	0
Coomalie Community Government Council											
Adelaide River ward councillor	3	1	2	0	0	0	0	0	2	1	0
Batchelor Township ward councillor	2	1	1	0	0	0	1	0	1	0	0
Coomalie Rural ward councillor	3	2	1	0	0	0	0	2	0	1	0
City Of Darwin											
Lord Mayor	15	12	3	0	0	0	1	6	7	1	0
Chan ward alderman	7	5	2	0	0	1	2	1	2	1	0
Lyons ward alderman	16	9	7	0	1	2	0	3	8	2	0
Richardson ward alderman	8	6	2	0	0	1	4	1	1	1	0
Waters ward alderman	5	4	1	0	0	0	0	4	1	0	0
East Arnhem Regional Council											
Anindilyakwa ward councillor	3	3	0	0	0	0	2	0	1	0	0
Birr Rawarrang ward councillor	4	2	2	0	0	0	1	1	2	0	0
Gumurr Gattjirrk ward councillor	2	1	1	0	0	0	1	0	0	1	0
Gumurr Marthakal ward councillor	3	1	2	0	0	1	0	0	0	2	0
Gumurr Miwatj ward councillor	4	3	1	0	0	0	0	1	1	2	0
Gumurr Miyarrka ward councillor	8	7	1	0	0	1	2	3	2	0	0
Katherine Town Council											
Mayor	4	2	2	0	0	0	1	2	0	1	0
Alderman	12	8	4	0	1	3	1	3	4	0	0
Litchfield Council											
Mayor	3	2	1	0	0	0	0	0	2	1	0
Central ward councillor	1	0	1	0	0	0	0	0	0	1	0
East ward councillor	2	1	1	0	0	0	1	1	0	0	0
North ward councillor	2	2	0	0	0	0	0	1	0	1	0
South ward councillor	1	1	0	0	0	0	0	0	1	0	0

APPENDIX B: Nominations by gender and age range

Council/Ward	No. of candidates	Gender			Age range						
		Male	Female	Gender not stated	18-24	25-34	34-44	45-54	55-64	65+	Age not stated
MacDonnell Regional Council											
Iyarrka ward councillor	2	0	2	0	0	0	0	2	0	0	0
Ljirapinta ward councillor	3	2	1	0	0	0	0	2	0	1	0
Luritja Pintubi ward councillor	5	3	2	0	0	1	0	0	4	0	0
Rodinga ward councillor	7	3	4	0	1	1	0	2	3	0	0
City of Palmerston											
Mayor	8	5	2	1	0	1	1	3	3	0	0
Councillor	17	9	6	2	0	2	3	8	3	0	1
Roper Gulf Regional Council											
Never Never ward councillor	4	2	2	0	0	0	1	1	2	0	0
Numbulwar Numburindi ward	4	3	0	1	0	0	0	1	2	0	1
Nyirranggulung ward councillor	9	4	5	0	0	2	1	5	1	0	0
South West Gulf ward councillor	4	4	0	0	0	0	1	1	2	0	0
Yugul Mangi ward councillor	2	2	0	0	0	0	0	1	0	1	0
Tiwi Islands Regional Council											
Bathurst Island ward councillor	14	13	1	0	0	5	2	3	2	2	0
Milikapiti ward councillor	3	2	1	0	0	0	0	1	2	0	0
Pirlangimpi ward councillor	6	2	4	0	0	0	0	1	5	0	0
Victoria Daly Regional Council											
Daguragu ward councillor	1	0	1	0	0	0	0	0	1	0	0
Milngin ward councillor	1	1	0	0	0	0	0	0	1	0	0
Pine Creek ward councillor	3	2	1	0	0	0	0	1	1	1	0
Timber Creek ward councillor	3	2	1	0	0	0	0	0	2	1	0
Walangeri ward councillor	2	2	0	0	0	0	1	0	0	1	0
Wagait Shire Council											
Councillor	8	4	4	0	0	0	2	1	5	0	0
West Arnhem Regional Council											
Barrah ward councillor	4	3	1	0	0	0	0	2	1	1	0
Gunbalanya ward councillor	3	3	0	0	0	0	0	0	2	1	0
Kakadu ward councillor	5	1	4	0	0	0	2	0	3	0	0
Maningrida ward councillor	6	4	2	0	0	1	2	2	1	0	0
West Daly Regional Council											
Nganmariyanga ward councillor	2	1	1	0	0	0	0	1	1	0	0
Thamarrurr/Pindi Pindi ward	7	6	1	0	0	2	0	2	3	0	0
Tyemirri ward councillor	1	1	0	0	0	0	0	1	0	0	0
Total	295	192	101	2	5	28	48	75	108	29	2

Alice Springs Town Council

Mayor	Damien RYAN	Jimmy COCKING	
Councillor	Paul ALEKNA	Eli MELKY	Donna DIGBY
	Marli BANKS	Glen AURICHT	Murray STEWART
	Jason QUIN	Jenni LILLIS	Joshua BURGOYNE
	Jodi LENNOX	Catherine SATOUR	Matt PATERSON
	Vince JEISMAN	John Paul SIRUS	Jamie DE BRENNI
	John ADAMS	Jimmy COCKING	Donna LEMON
	Jacinta Nampijinpa PRICE		

Barkly Regional Council

President	Pat BRAHIM	Narelle BREMNER	Jeffrey MCLAUGHLIN
	Christine REVELL	Steve EDGINGTON	Brian COLEMAN
Councillor	<i>Alpurrurulam ward</i>		
	Jennifer MAHONEY	Garry John KOPPE	
	<i>Alyawarr ward</i>		
	Lucy JACKSON	Jack CLUBB	Noel HAYES
	Ricky HOLMES		
	<i>Kuwarnangu ward</i>		
	Ray AYLETT	Alan REVELL	Jane EVANS
	<i>Patta ward</i>		
	Kris CIVITARESE	Darrin WHATLEY	Brian COLEMAN
	Joyce TAYLOR	Hal RUGER	Sid VASHIST
	Christine REVELL	Narelle BREMNER	Jeffrey MCLAUGHLIN
	Pat BRAHIM	Tristan DUGGIE	Ronald PLUMMER

Belyuen Community Government Council

Councillor	Trevor BIANAMU	Gavin BIANAMU	John MOREEN
	Roger YARROWIN	Cecilia LEWIS	Raylene SINGH
	Lorraine LANE	Rex EDMUNDS	Zoe SINGH

Central Desert Regional Council

Councillor	<i>Akityarre ward</i>		
	William LIDDLE	Renita WEBB	
	<i>Anmatjere ward</i>		
	Audrey INKAMALA	Benedy BIRD	Adrian DIXON
	Marlene TILMOUTH	Janet CHISHOLM	Harry MOORE
	James GLENN	David MCCORMACK	
	<i>Northern Tanami ward</i>		
	Robert GEORGE	William JOHNSON	Norbert Jampijinpa PATRICK
	<i>Southern Tanami ward</i>		
	Warren WILLIAMS	Cecilia ALFONSO	Henry WILSON JNR
	Freddy WILLIAMS	Trish LECHLEITNER	April MARTIN
	Jacob SPENCER	Georgina WILSON	

Coomalie Community Government Council

Councillor	<i>Adelaide River ward</i>		
	Max CORLISS	Maria HOLOHAN	Sharon BESWICK
	<i>Batchelor Township ward</i>		
	Deborah MOYLE	Christian Neil MCELWEE	
	<i>Coomalie Rural ward</i>		
	Dave GRAY	Andrew TURNER	Sue BULMER

City of Darwin

Lord Mayor	Laurel NEWTON-THOMPSON	Simon NIBLOCK	Braedon EARLEY
	Jack Childers HENDERSON	Tilak RAJ	Paul MASTEN
	Greg STRETTLES	Kon VATSKALIS	Katrina FONG LIM
	Paul EUSTANCE	Gary HASLETT	Mick PALMER
	Sue FRASER-ADAMS	Nim JAYAWARDHANA	Jon DAVIS
Alderman	<i>Chan ward</i>		
	Peter PANGQUEE	Robin KNOX	Emma YOUNG
	Nathan LAND	Paul EUSTANCE	Michael TSANGARIS
	Ryan NEVE		

City of Darwin cont.

Alderman	Lyons ward		
	Paul MASTEN	Sherry CULLEN	Laurel NEWTON-THOMPSON
	Simon NIBLOCK	Des FONG	Dean DEMPSEY
	Carol PHAYER	Mick PALMER	Jon DAVIS
	Sue FRASER-ADAMS	Emily FORD	Jack Childers HENDERSON
	Vikki MCLEOD	Hayley BARICH	Braedon EARLEY
	Greg STRETTLES		
	Richardson ward		
	Sam WILKS	Rebecca WANT DE ROWE	Lia GILL
	Ian HOLLINGSWORTH	Wayne KEEPING	Edwin JOSEPH
	Jimmy BOUHORIS	George LAMBRINIDIS	
	Waters ward		
	Justine GLOVER	Andrew John ARTHUR	Gary HASLETT
	Tilak RAJ	Robin LAWRENCE	

East Arnhem Regional Council

Councillor	Anindilyakwa ward		
	Fabian LALARA	Elliott BARA	Gordon WALSH
	Birr Rawarrang ward		
	Barry MALIBIRR	Jason MIRRITJAWUY	Rose WURRGUWURRGU
	Linda WULAMANA		
	Gumurr Gattjirrk ward		
	John RYAN	Lily ROY	
	Gumurr Marthakal ward		
	Kaye THURLOW	David DJALANGI	Evelyna DHAMARRANDJI
	Gumurr Miwatj ward		
	Tony GINTZ	Banambi WUNUNGMURRA	Barayuwa MUNUNGGURR
	Yananymul MUNUNGGURR		
	Gumurr Miyarrka ward		
	Edmond Bowden GUYULA	Wesley Bandi WUNUNGMURRA	Freddie LEWIS
Aaron Dhalwirrwuy MARRKULA	Bobby WUNUNGMURRA	Joanne WANAMBI	
Jason MARRKULA	Jeffrey Djinipidi WUNUNGMURRA		

APPENDIX C: List of candidates

Katherine Town Council

Mayor	Fay MILLER	Kylee MCDOUGALL	Jon RAYNOR
	Allan BRENNAN		

Alderman	Peter L F MCDOUGALL	Stephen Paul JAY	John ZELLEY
	Peter GAZEY	Toni Tapp COUTTS	Dale William HILLEN
	Jon RAYNOR	Steven ROSE	Matthew James HURLEY
	Gill SWEENEY	Shannon COUTTS	Elisabeth CLARK

Litchfield Council

Mayor	Doug BARDEN	Grant KEETLEY	Maree BREDHAUER
--------------	-------------	---------------	-----------------

Councillor	Central ward		
	Christine OSBORN		
	East ward		
	Kev HARLAN	Kirsty HUNT	
	North ward		
	Mathew SALTER	Grant KEETLEY	
South ward			
	Doug BARDEN		

MacDonnell Regional Council

Councillor	Iyarrka ward		
	Marlene ABBOTT	Selina KULITJA	
	Ljirapinta ward		
	Barry ABBOTT	Braydon WILLIAMS	Roxanne KENNY
	Luritja Pintubi ward		
	Irene WILPINTA	Sid ANDERSON	Lance ABBOTT
	Tommy CONWAY	Giselle BARKU	
	Rodinga ward		
	Susan Sandra DOOLAN	Richard DOOLAN	Lynette A ELLIS
	Katherine YOUNG	Greg SHARMAN	Lisa SHARMAN
	Phillip WILYUKA		

APPENDIX C: List of candidates

City of Palmerston

Mayor	Mick SPICK	Athina PASCOE-BELL	Graeme CHIN
	Robert MACLEOD	Raj Samson RAJWIN	Trevor JENKINS
	Margy KERLE	Tom LEWIS	
Alderman	Adrian BURKENHAGEN	Sarah HENDERSON	Benjamin GIESECKE
	Tom LEWIS	Damian HALE	Matt STRIPLING
	Mick SPICK	Jeff STEWART	Trevor JENKINS
	Raj Samson RAJWIN	Martin BLAKEMORE	Anita NEWMAN
	Lucy BUHR	Athina PASCOE-BELL	Amber GARDEN
	Margy KERLE	Ian ABBOTT	

Roper Gulf Regional Council

Councillor	<i>Never Never ward</i>		
	Annabelle DAYLIGHT	Ossie DAYLIGHT	Judy MACFARLANE
	Ian Snr DAYLIGHT		
	<i>Numbulwar Numburindi ward</i>		
	Edwin NUNGGUMAJBARR	Hubert RAMI	David MURRUNGUN
	Kathy-Anne NUMAMURDIRDI		
	<i>Nyirranggulung ward</i>		
	Lorraine BENNETT	Selina ASHLEY	Deanna KENNEDY
	Wayne RUNYU	Daryl Watson	Patricia CURTIS-FORBES
	Richard MILLER	Helen LEE	Andrew HOOD
	<i>South West Gulf ward</i>		
	Burton WILLIS	Samuel EVANS	Keith RORY
	Don GARNER		
	<i>Yugul Mangi ward</i>		
	Eric Yelawarra ROBERTS	Owen TURNER	

Tiwi Islands Regional Council

Councillor	<i>Bathurst Island ward</i>		
	Francisco BABUI	Gawin TIPILOURA	J. R. PILAKUI
	Wesley KERINAIUA	Richard Hyacinth TUNGATALUM	Stanley TIPILOURA
	Tristan MUNGATOPI	John NADEN	Venard PILAKUI
	Kevin DOOLAN	Mavis Lear KERINAIUA	Walter Junior KERINAIUA
	Leslie TUNGATULUM	Brian Dixon TIPUNGWUTI	

Tiwi Islands Regional Council cont.

Councillor	<i>Milikapiti ward</i>		
	Pius TIPUNGWUTI	Connell TIPILOURA	Lynette Jane DE SANTIS
	<i>Pirlangimpi ward</i>		
	Regis PANGIRAMINNI	Jennifer ULLUNGURA CLANCY	Catherine STASSI
	Therese Marie PURUNTATAMERI	Therese Rose BOURKE	Marius Matthew PURUNTATAMERI

Victoria Daly Regional Council

Councillor	<i>Daguragu ward</i>		
	Georgina MACLEOD		
	<i>Milngin ward</i>		
	Andrew Victor MCTAGGART		
	<i>Pine Creek ward</i>		
	Alain DENOUEL	Phil THOMPSON	Gaye LAWRENCE
	<i>Timber Creek ward</i>		
	Shirley GARLETT	Kenivan ANTHONY	Greg KIMPTON
	<i>Walangeri ward</i>		
	Brian PEDWELL	Riley YOUNG	

Wagait Shire Council

Councillor	Patricia MCINTYRE	Jo-Anne JAMES	Peter CLEE
	Brad IRVINE	Katie CRANE	Neil WHITE
	Michael VAUGHAN	Shenagh GAMBLE	

West Arnhem Regional Council

Councillor	<i>Barrah ward</i>		
	James MARRAWAL	Daisy Nawriga YARMIRR	Philip WASAGA
	Captain BROWN		
	<i>Gunbalanya ward</i>		
	Karl SRDINSEK	Otto DANN	Davison NAWIRRIDJ
	<i>Kakadu ward</i>		
	Christine CHRISTOPHERSEN	Anna Elizabeth EGERTON	Ralph F. BLYTH
	Liz WILLIAMS	Michelle SIEBERT	

West Arnhem Regional Council cont.

Councillor	<i>Maningrida ward</i>		
	Matthew RYAN	Helen WILLIAMS	Julius Don KERNAN
	Nathan CARTER	James WOODS	Valda BOKMAKARRAY

West Daly Regional Council

Councillor	<i>Nganmariyanga ward</i>		
	Sharon Louise CANN	Ralph NARBURUP	
	<i>Thamarrurr/Pindi Pindi ward</i>		
	Mark NINNAL	Mark TUNMUCK-SMITH	Wally MINJIN
	Andrew BROWN	Irene Janet DUMOO	Terry SAMS
	Mark MARTIN		

APPENDIX D: Postal voting – number of applications and votes admitted

Council/Ward	Applications received	Applications rejected	Votes issued	Votes returned	Votes admitted	Votes rejected or cancelled
Alice Springs Town Council						
Mayor/Councillor	472	17	455	350	282	68
Barkly Regional Council						
Alpurrurulam ward	6	1	5	2	2	
Alyawarr ward	57	3	54	39	14	25
Kuwarrangu ward	74	2	72	42	18	24
Patta ward	71		71	50	36	14
Belyuen Community Government Council						
Councillor	5		5	4	3	1
Central Desert Regional Council						
Akityarre ward	30	30				
Anmatjere ward	44		44	40	29	11
Northern Tanami ward	23	1	22	16	5	11
Southern Tanami ward	52		52	41	23	18
Coomalie Community Government Council						
Adelaide River ward	23	1	22	20	18	2
Batchelor Township ward	3	3				
Coomalie Rural ward	25		25	20	18	2
City of Darwin						
Chan ward	488	19	469	389	331	58
Lyons ward	753	34	719	565	465	100
Richardson ward	612	21	591	491	420	71
Waters ward	416	16	400	344	289	55
East Arnhem Regional Council						
Anindilyakwa ward	21		21	18	14	4
Birr Rawarrang ward	3		3	1	1	
Gumurr Gattjirrk ward	2	2				
Gumurr Marthakal ward	6	6				
Gumurr Miwatj ward	12		12	9	3	6
Gumurr Miyarrka ward	8		8	6	3	3
Katherine Town Council						
Alderman	191	9	182	139	108	31
Litchfield Council						
Central ward	51	1	50	40	34	6
East ward	73	2	71	65	60	5
North ward	140	4	136	82	62	20
South ward	135	4	131	114	97	17
MacDonnell Regional Council						
Iyarrka ward	34	34				
Ljirapinta ward	29	29				
Luritja Pintubi ward	31		31	28	17	11
Rodinga ward	63	1	62	37	28	9

APPENDIX D: Postal voting – number of applications and votes admitted

Council/Ward	Applications received	Applications rejected	Votes issued	Votes returned	Votes admitted	Votes rejected or cancelled
City of Palmerston (2018)						
Mayor/Alderman	1,135	18	1,117	913	822	91
Roper Gulf Regional Council						
Never Never ward	70	4	66	52	39	13
Numbulwar Numburindi ward	11		11	11	6	5
Nyirranggulung ward	20		20	16	11	5
South West Gulf ward	39	1	38	26	18	8
Yugul Mangi ward	13	13				
Tiwi Islands Regional Council						
Bathurst Island	14	2	12	12	9	3
Milikapiti ward	6	6				
Pirlangimpi ward	2		2	2	2	
Victoria Daly Regional Council						
Daguragu ward	22	22				
Milngin ward	8	8				
Pine Creek ward	26		26	21	20	1
Timber Creek ward	45		45	33	23	10
Walangeri ward	20		20	14	9	5
Wagait Shire Council						
Councillor	18		18	14	13	1
West Arnhem Regional Council						
Barrah ward	8		8	5	5	
Gunbalanya ward	10	10				
Kakadu ward	38		38	32	24	8
Maningrida ward	24		24	23	21	2
West Daly Regional Council						
Nganmariyanga ward	5		5	5	5	
Thamarrurr/Pindi Pindi ward	35		35	32	29	3
Tyemirri ward	1	1				
Unincorporated areas	7	7				
City of Palmerston (2017) *	78	78				
Other #	142	142				
Total	5,750	552	5,198	4,163	3,436	727

* City of Palmerston election deferred; therefore, applications were rejected.

Duplicate applications, errors, no address supplied, cancelled by elector.

APPENDIX E: Early voting – locations and number of votes taken

Location	Premises	Operating days	Votes
2017 NT Council Elections			
Alice Springs	Alice Springs Town Council	Monday 14 August to Friday 25 August (including Saturday 19 August)	5,084
Casuarina	Library		6,580
Darwin	City of Darwin Civic Centre		1,357
Darwin	82 Mitchell Street		4,085
Katherine	Katherine Shopping Central Centre		2,236
Litchfield	Coolalinga Shopping Centre		3,476
Tennant Creek	Tennant Creek Civic Hall		995
TOTAL			23,813

2018 City of Palmerston Election			
Alice Springs	MyVote Central, Yepereny Centre	Monday 5 March to Friday 23 March	7
Darwin	NT Electoral Commission	Monday 5 March to Friday 23 March	300
Palmerston	Palmerston Shopping Centre	Monday 5 March to Friday 23 March	7,164
TOTAL			7,471



Early voting centre – Darwin City

APPENDIX F: Mobile voting – locations and number of votes taken


Location	Enrolment	Votes
Alice Springs Town Council		
Alice Springs Hospital	19	10
Old Timers Hostel and Nursing		26
Barkly Regional Council		
Ali Curung	331	140
Alpurrurulam	207	75
Ampilatwatja	266	79
Arawerr	50	25
Arlparra	123	80
Atheley	29	17
Atneltyey	30	0
Atnwengerrpe	24	8
Camel Camp	21	14
Canteen Creek	112	50
Imangara	35	17
Indaringinya	19	7
Inkawenyerre	32	3
Inkwelaye	30	7
Irrultja	56	0
Iylentye	22	5
Pungalindum	23	7
Soakage Bore	31	3
Tara	42	30
Wauchope	1	3
Wutunugurra	153	66
Barkly Regional Council		
Barkly Homestead	4	2
Corella Creek	21	12
Elliott	435	142
Kalinjarri	13	3
Marlinja	41	17
Mungalawurru	40	9
Mungkarta	59	8
Pulkapulkka Kari Nursing Home		15
Tennant Creek Hospital	9	17
Tennant Creek Work Camp		15
Belyuen Community Government Council		
Belyuen	139	76
Central Desert Regional Council		
Aileron	6	2
Alyuen	22	8
Engawala	116	39
Laramba	170	116
Mulga Bore	50	12
Nturiya	76	21
Nyirripi	156	38
Pmara Jutunta	122	68
Ti Tree	97	48
Willowra	206	60
Wilora	58	36
Yuelamu	198	40
Yuendumu	578	43
City of Darwin – Urban mobile team		
Darwin Private Hospital		28
Juninga Nursing Home		7
Pearl Retirement Resort		63
Royal Darwin Hospital	16	114
Tiwi Gardens Aged Care		14

Location	Enrolment	Votes
Coomalie Community Government Council		
Adelaide River	153	73
Batchelor	199	53
East Arnhem Regional Council		
Angurugu	503	51
Balma	11	10
Baniyala	98	24
Birany Birany	29	3
Datjala Work Camp		13
Dhalinybuy	63	11
Dhuruputji	17	0
Donydji	26	20
Gan Gan	80	25
Gapuwiyak	639	130
Garrthalala	44	14
Gove Hospital	5	8
Gunyangara	146	11
Gururumu	38	5
Malkala	46	6
Milyakburra	89	26
Mirrnatja	13	10
Ngangalala	15	6
Ramingining	647	142
Raymangirr	33	20
Rurrangala	12	0
Umbakumba	265	47
Wallaby Beach	45	31
Wandawuy	65	13
Yathalamarra	28	17
Yirrkala	640	69
Katherine Town Council		
Binjari	155	19
Katherine Hospital	18	10
Rockhole	84	19
Rocky Ridge Aged Care		2
Litchfield Council		
Acacia Larrakia	29	3
MacDonnell Regional Council		
Amoonguna	153	26
Finke	137	42
Haasts Bluff	126	41
Kintore	277	65
Lajamanu	411	40
Mbungbara	24	16
Mt Liebig	155	59
Papunya	337	115
Santa Teresa	383	54
Titjikala	162	74
Walkabout Bore	21	7
City of Palmerston – Urban mobile team		
Darwin Private Hospital		3
Royal Darwin Hospital	16	18

APPENDIX F: Mobile voting – locations and number of votes taken

Location	Enrolment	Votes
Roper Gulf Regional Council		
Barunga	223	102
Beswick	350	102
Borrooloola	418	202
Bulman	126	39
Jilkminggan	187	67
Kiana	27	7
King Ash Bay	51	33
Manyallaluk	124	12
Mataranka	174	83
Minyerri	330	137
Mulggan	54	21
Munyalini	20	3
Numbulwar	489	135
Robinson River	167	68
Wandangula	44	16
Weemol	48	13
Werenbun	23	5
Tiwi Islands Regional Council		
Pickertaramoor	0	14
Pirlangimpi	254	129
Wurankuwu	25	9
Wurrumiyanga	1,032	454
Victoria Daly Regional Council		
Amanbidji	58	25
Bulla	70	30
Gilwi	20	6
Kybrook Farm	62	23
Lingara	17	4
Menngen	42	13
Myatt	56	20
Pigeon Hole	65	35
Pine Creek	123	67
Timber Creek	80	48
Yarralin	169	35
West Arnhem Regional Council		
Bolkdjam	17	7
Buluhkaduru	25	5
Djirrbiyak	5	9
Gamardi	17	4
Gochan Jiny-Jirra	26	7
Jabiru	426	232
Ji-Balbal	10	7
Ji-Bena	12	4
Ji-Malawa	11	6
Kakadu National Park HQ	71	23
Maningrida	1,590	97
Minjilang	158	22
Mudginberri	45	12
Mumeka	24	0
Patonga (Airstrip)	30	4
Walkaolidjban	43	0
Warruwi	233	86

Location	Enrolment	Votes
West Daly Regional Council		
Emu Point	67	40
Merrepen	14	23
Palumpa	184	119
Wadeye	1,347	368
Woodycupaldiya	28	15
Wudapuli	34	6



Santa Teresa voting centre

APPENDIX G: Election day – locations and number of votes taken

Voting centre	Premises	Votes
Alice Springs Town Council		
Alice Springs	Town Council	1,307
Braitling	Primary School	802
Gillen	Primary School	1,157
Larapinta	Living Waters Lutheran School	550
Sadadeen	Centralian Senior College	777
Yirara	College	231

Barkly Regional Council		
Tennant Creek	Civic Hall	253

City of Darwin		
Darwin City	82 Mitchell Street	2,183
Karama	O'Loughlin Catholic College	2,499
Leanyer	Primary School	2,482
Ludmilla	Primary School	728
Moil	Primary School	1,577
Nightcliff	Middle School	2,934
Parap	Primary School	2,198
Sanderson	Middle School	2,007
Stuart Park	Primary School	1,247
Tiwi	Dripstone Middle School	2,556

Litchfield Council		
Bees Creek	Primary School	814
Berry Springs	Primary School	566
Howard Springs	Whitewood Hall	1,478
Humpty Doo	Taminmin College	1,412

Katherine Town Council		
Katherine	Civic Centre	671
Katherine East	MacFarlane Pre-School	442
Tindal	Community Hall	229

City of Palmerston		
Bakewell	Primary School	1,268
Driver	Primary School	630
Durack	Pre-School	812
Johnston	MacKillop Catholic College	705
Rosebery	Palmerston College	1,040
Woodroffe	Sacred Heart Primary School	928

Wagait Shire Council		
Wagait Beach	Community Centre	188

APPENDIX H: Ballot papers counted – by council

Council	Enrolment	Formal ballot papers		Informal ballot papers		Ballot papers counted	
		Number	%	Number	%	Number	% on roll
Alice Springs Town Council							
Mayor	14,357	9,869	98.0	206	2.0	10,075	70.2
Councillor	14,357	8,882	88.3	1,178	11.7	10,060	70.1
Barkly Regional Council							
President	4,264	1,990	93.5	138	6.5	2,128	49.9
Alpurrurulam ward	214	81	96.4	3	3.6	84	39.3
Kuwarnangu ward	487	201	97.6	5	2.4	206	42.3
Patta ward	1,961	1,075	90.1	118	9.9	1,193	60.8
Belyuen Community Government Council							
Councillor	144	73	88.0	10	12.0	83	57.6
Central Desert Regional Council							
Anmatjere ward	1,002	342	82.4	73	17.6	415	41.4
Northern Tanami ward	419	109	94.8	6	5.2	115	27.4
Southern Tanami ward	964	179	92.3	15	7.7	194	20.1
Coomalie Community Government Council							
Adelaide River ward	196	121	95.3	6	4.7	127	64.8
Coomalie Rural ward	250	122	96.1	5	3.9	127	50.8
City of Darwin							
Lord Mayor	50,100	30,202	89.6	3,509	10.4	33,711	67.3
Chan ward	11,687	7,151	92.9	546	7.1	7,697	65.9
Lyons ward	14,401	8,092	88.2	1,086	11.8	9,178	63.7
Richardson ward	13,557	8,987	92.0	782	8.0	9,769	72.1
Waters ward	10,455	6,647	93.5	461	6.5	7,108	68.0
East Arnhem Regional Council							
Anindilyakwa ward	892	121	87.1	18	12.9	139	15.6
Birr Rawarrang ward	697	158	91.3	15	8.7	173	24.8
Gumurr Miwatj ward	1,352	181	90.0	20	10.0	201	14.9
Gumurr Miyarrka ward	734	149	77.2	44	22.8	193	26.3
Katherine Town Council							
Mayor	5,630	3,442	96.3	134	3.7	3,576	63.5
Alderman	5,630	3,271	91.5	302	8.5	3,573	63.5
Litchfield Council							
Mayor	12,268	7,553	93.7	506	6.3	8,059	65.7
East ward	2,943	2,016	94.3	122	5.7	2,138	72.6
North ward	3,013	1,673	92.8	130	7.2	1,803	59.8

APPENDIX H: Ballot papers counted – by council

Council	Enrolment	Formal ballot papers		Informal ballot papers		Ballot papers counted	
		Number	%	Number	%	Number	% on roll
MacDonnell Regional Council							
Luritja Pintubi ward	955	304	95.3	15	4.7	319	33.4
Rodinga ward	1,147	284	91.6	26	8.4	310	27.0
City of Palmerston							
Mayor	21,261	12,596	92.2	1,072	7.8	13,668	64.3
Alderman	21,261	11,895	87.0	1,776	13.0	13,671	64.3
Roper Gulf Regional Council							
Never Never ward	815	364	97.6	9	2.4	373	45.8
Numbulwar Numburindi ward	499	137	91.3	13	8.7	150	30.1
Nyirranggung ward	906	313	92.3	26	7.7	339	37.4
South West Gulf ward	972	364	96.8	12	3.2	376	38.7
Tiwi Islands Regional Council							
Bathurst Island ward	1,057	418	87.3	61	12.7	479	45.3
Pirlangimpi ward	277	155	96.3	6	3.7	161	58.1
Victoria Daly Regional Council							
Pine Creek ward	219	115	99.1	1	0.9	116	53.0
Timber Creek ward	409	167	96.5	6	3.5	173	42.3
Walangeri ward	296	78	97.5	2	2.5	80	27.0
Wagait Shire Council							
Councillor	311	228	96.6	8	3.4	236	75.9
West Arnhem Regional Council							
Barrah ward	420	112	95.7	5	4.3	117	27.9
Kakadu ward	647	312	97.2	9	2.8	321	49.6
Maningrida ward	1,861	144	88.3	19	11.7	163	8.8
West Daly Regional Council							
Nganmariyanga ward	198	107	100.0	0	0.0	107	54.0
Thamarrurr/Pindi Pindi ward	1,504	446	88.7	57	11.3	503	33.4

Note: The number of ballot papers *counted* does not necessarily equal the number of ballot papers *issued*. Often the number of ballot papers issued is higher, for several factors. This means turnout rates based on ballot papers counted (as seen in this table) are often slightly lower than those based on ballot papers issued (as seen elsewhere in this report).

APPENDIX I: Ballot papers counted – by vote type

Council	Enrolment	Turnout* %	Vote type					Ballot papers counted
			Ordinary	Early	Absent	Declaration	Postal	
Alice Springs Town Council								
Mayor	14,357	70.2	4,882	4,847	63		283	10,075
Councillor	14,357	70.1	4,876	4,845	64		275	10,060
Barkly Regional Council								
President	4,264	49.9	1,079	919	47		83	2,128
Alpurrurulam ward	214	39.3	78	3	1		2	84
Kuwarrangu ward	487	42.3	149	32	7		18	206
Patta ward	1,961	60.8	313	819	25		36	1,193
Belyuen Community Government Council								
Councillor	144	57.6	76		4		3	83
Central Desert Regional Council								
Anmatjere ward	1,002	41.4	356		30		29	415
Northern Tanami ward	419	27.4	98		12		5	115
Southern Tanami ward	964	20.1	152		19		23	194
Coomalie Community Government Council								
Adelaide River ward	196	64.8	78		31		18	127
Coomalie Rural ward	250	50.8	47		62		18	127
City of Darwin								
Lord Mayor	50,100	67.3	20,441	11,497	273		1,500	33,711
Chan ward	11,687	65.9	4,778	2,520	65	3	331	7,697
Lyons ward	14,401	63.7	5,267	3,379	68		464	9,178
Richardson ward	13,557	72.1	5,697	3,577	67	9	419	9,769
Waters ward	10,455	68.0	4,727	2,027	59	6	289	7,108
East Arnhem Regional Council								
Anindilyakwa ward	892	15.6	121		4		14	139
Birr Rawarrang ward	697	24.8	166		6		1	173
Gumurr Miwatj ward	1,352	14.9	194		4		3	201
Gumurr Miyarrka ward	734	26.3	184		6		3	193
Katherine Town Council								
Mayor	5,630	63.5	1,371	2,044	54		107	3,576
Alderman	5,630	63.5	1,371	2,043	53	1	105	3,573
Litchfield Council								
Mayor	12,268	65.7	4,248	3,240	318		253	8,059
East ward	2,943	72.6	993	1,010	75		60	2,138
North ward	3,013	59.8	1,118	509	114		62	1,803

APPENDIX I: Ballot papers counted – by vote type

Council	Enrolment	Turnout* %	Vote type					Ballot papers counted
			Ordinary	Early	Absent	Declaration	Postal	
MacDonnell Regional Council								
Luritja Pintubi ward	955	33.4	278		24		17	319
Rodinga ward	1,147	27.0	208		74		28	310
City of Palmerston								
Mayor	21,261	64.3	5,376	7,463			832	13,671
Alderman	21,261	64.3	5,376	7,460			831	13,668
Roper Gulf Regional Council								
Never Never ward	815	45.8	301		33		39	373
Numbulwar Numburindi	499	30.1	136		8		6	150
Nyirranggulong ward	906	37.4	278		50		11	339
South West Gulf ward	972	38.7	329		29		18	376
Tiwi Islands Regional Council								
Bathurst Island ward	1,057	45.3	457		13		9	479
Pirlangimpi ward	277	58.1	143		15		3	161
Victoria Daly Regional Council								
Pine Creek ward	219	53.0	84		12		20	116
Timber Creek ward	409	42.3	138		12		23	173
Walangeri ward	296	27.0	66		3		11	80
Wagait Shire Council								
Councillor	311	75.9	189		34		13	236
West Arnhem Regional Council								
Barrah ward	420	27.9	108		4		5	117
Kakadu ward	647	49.6	273		24		24	321
Maningrida ward	1,861	8.8	135		6		22	163
West Daly Regional Council								
Nganmariyanga ward	198	54.0	100		2		5	107
Thamarrurr/Pindi Pindi	1,504	33.4	464		10		29	503

* Turnout figures in this table have been calculated using the number of ballot papers counted. These may differ slightly to figures stated earlier in the report which are based on the number of ballot papers issued.

APPENDIX J: Quota required under proportional representation

One vacancy

Formal vote required 50% + 1	Barkly Regional Council	Alpurrurulam ward
	Coomalie Community Government Council	All wards
	Litchfield Council	All wards
	Roper Gulf Regional Council	Numbulwar Numburindi ward Yugul Mangi ward
	Tiwi Islands Regional Council	Wurankuwu ward
	Victoria Daly Regional Council	All wards
	West Daly Regional Council	Tyemirri ward

Two vacancies

Formal vote required 33.3% + 1	Barkly Regional Council	Kuwarnangu ward
	Central Desert Regional Council	Akityarre ward Northern Tanami ward
	East Arnhem Regional Council	Birr Rawarrang ward Gumurr Gattjirrk ward Gumurr Miyarrka ward
	MacDonnell Regional Council	Iyarrka ward
	West Arnhem Regional Council	Barrah ward

Three vacancies

Formal vote required 25.0% + 1	City of Darwin	All wards
	East Arnhem Regional Council	Gumurr Marthakal ward Gumurr Miwatj ward
	MacDonnell Regional Council	Ljirapinta ward Luritja Pintubi ward
	Roper Gulf Regional Council	Never Never ward Nyirranggulung ward South West Gulf ward
	Tiwi Islands Regional Council	Milikapiti ward Pirlangimpi ward
	West Arnhem Regional Council	Gunbalanya ward Kakadu ward

APPENDIX J: Quota required under proportional representation

Four vacancies

Formal vote required 20.0% + 1	Barkly Regional Council	Alyawarr ward
	Central Desert Regional Council	Anmatjere ward Southern Tanami ward
	MacDonnell Regional Council	Rodinga ward
	West Arnhem Regional Council	Maningrida ward
	West Daly Regional Council	Thamarrurr/Pindi Pindi ward

Five vacancies

Formal vote required 16.6% + 1	Barkly Regional Council	Patta ward
	Belyuen Community Government Council	Councillor
	Wagait Shire Council	Councillor

Six vacancies

Formal vote required 14.2% + 1	Katherine Town Council	Alderman
	Tiwi Islands Regional Council	Bathurst Island ward

Seven vacancies

Formal vote required 12.5% + 1	City of Palmerston	Alderman
---	---------------------------	----------

Eight vacancies

Formal vote required 11.1% + 1	Alice Springs Town Council	Councillor
---	-----------------------------------	------------

NOTE: The above table expresses the quota in percentage terms as a guide only. The actual quota cannot be ascertained until the number of formal votes has been finalised and the following formula is applied. The quota is calculated by dividing the total number of formal ballot papers in the count by one more than the number of vacancies available, adding one and ignoring any fractional remainder.

APPENDIX K: Informality rates by council/ward

Council/ward	Informality rate %
Alice Springs Town Council	
Mayor	2.0
Councillor	11.7
Barkly Regional Council	
President	6.5
Alpurrurulam ward	3.6
Kuwarrangu ward	2.4
Patta ward	9.9
Belyuen Community Government Council	
Councillor	12.0
Central Desert Regional Council	
Anmatjere ward	17.6
Northern Tanami ward	5.2
Southern Tanami ward	7.7
Coomalie Community Government Council	
Adelaide River ward	4.7
Coomalie Rural ward	3.9
City of Darwin	
Lord Mayor	10.4
Chan ward	7.1
Lyons ward	11.8
Richardson ward	8.0
Waters ward	6.5
East Arnhem Regional Council	
Anindilyakwa ward	12.9
Birr Rawarrang ward	8.7
Gumurr Miwatj ward	10.0
Gumurr Miyarrka ward	22.8
Katherine Town Council	
Mayor	3.7
Alderman	8.5
Litchfield Council	
Mayor	6.3
East ward	5.7
North ward	7.2
City of Palmerston	
Mayor	7.8
Alderman	13.0
MacDonnell Regional Council	
Luritja Pintubi ward	4.7
Rodinga ward	8.4

APPENDIX K: Informality rates by council/ward

Council/ward	Informality rate %
Roper Gulf Regional Council	
Never Never ward	2.4
Numbulwar Numburindi ward	8.7
Nyirranggulung ward	7.7
South West Gulf ward	3.2
Tiwi Islands Regional Council	
Bathurst Island ward	12.7
Pirlangimpi ward	3.7
Victoria Daly Regional Council	
Pine Creek ward	0.9
Timber Creek ward	3.5
Walangeri ward	2.5
Wagait Shire Council	
Councillor	3.4
West Arnhem Regional Council	
Barrah ward	4.3
Kakadu ward	2.8
Maningrida ward	11.7
West Daly Regional Council	
Nganmarriyanga ward	0.0
Thamarrurr / Pindi Pindi ward	11.3

Council/ward	Informality rate %	Candidates	Assumed intentional informality			Assumed unintentional informality									Total
			Blank	All the same	Subtotal	First preference	Tick or cross	Tick or cross and preferences	Duplicated	Non-Sequential	Incomplete	Alpha used	Other	Subtotal	
Alice Springs Town Council Mayor	2.0	2	192 93.2%	14 6.8%	206 100%										206
Alice Springs Town Council Councillor	11.7	19	256 21.7%	33 2.8%	289 24.5%	30 2.5%	7 0.6%	5 0.4%	541 45.9%	73 6.2%	213 18.1%	5 0.4%	15 1.3%	889 75.5%	1,178
Barkly Regional Council President	6.5	6	45 32.6%	11 8.0%	56 40.6%	30 21.7%			9 6.5%	28 20.3%	15 10.9%			82 59.4	138
Barkly Regional Council Alpururulam ward	3.6	2			0					3 100.0%				3 100.0%	3
Barkly Regional Council Kuwarrangu ward	2.4	3		2 40.0%	2 40.0%	1 20.0%	1			1				3 60.0%	5
Barkly Regional Council Patta ward	9.9	12	11 9.3%		11 9.3%	5 4.2%	1 0.8%		42 35.6%	24 20.3%	33 28.0%	1 0.8%	1 0.8%	107 90.7%	118
Belyuen Community Government Council - Councillor	12.0	9			0			2 20.0%	5 50.0%	1 10.0%	1 10.0%		1 10.0%	10 100.0%	10
Central Desert Regional Council Anmatjere ward	17.6	8			0	9 12.3%	6 8.2%		18 24.7%	8 11.0%	30 41.1%		2 2.7%	73 100.0%	73
Central Desert Regional Council Northern Tanami	5.2	3			0	5 83.3%	1 16.7%							6 100.0%	6
Central Desert Regional Council Southern Tanami	7.7	8	1 6.7%	1 6.7%	2 13.3%				5 33.3%	1 6.7%	7 46.7%			13 86.7%	15

Council/ward	Informality rate %	Candidates	Assumed intentional informality			Assumed unintentional informality									Total	
			Blank	All the same	Subtotal	First preference	Tick or cross	Tick or cross and preferences	Duplicated	Non-Sequential	Incomplete	Alpha used	Other	Subtotal		
Coomalie Community Government Council - Adelaide River ward	4.7	3	3 50.0%	2 33.3%	5 83.3%	1 16.7%									1 16.7%	6
Coomalie Community Government Council - Coomalie ward	3.9	3	2 40.0%	3 60.0%	5 100.0%										0	5
City of Darwin Lord Mayor	10.4	15	1,356 38.6%	236 6.7%	1,592 45.4%	185 5.3%	47 1.3%	7 0.2%	865 24.7%	257 7.3%	486 13.9%	13 0.4%	57 1.6%	1,917 54.6%	3,509	
City of Darwin Chan ward	7.1	7	294 53.8%	70 12.8%	364 66.7%	22 4.0%	16 2.9%	2 0.4%	53 9.7%	36 6.6%	36 6.6%	4 0.7%	13 2.4%	182 33.3%	546	
City of Darwin Lyons ward	11.8	16	446 41.1%	72 6.6%	518 47.7%	48 4.4%	4 0.4%	1 0.1%	338 31.1%	34 3.1%	124 11.4%	4 0.4%	15 1.4%	568 52.3%	1,086	
City of Darwin Richardson ward	8.0	8	411 52.6%	78 10.0%	489 62.5%	38 4.9%	14 1.8%	2 0.3%	96 12.3%	37 4.7%	74 9.5%	14 1.8%	18 2.3%	293 37.5%	782	
City of Darwin Waters ward	6.5	5	270 58.6%	91 19.7%	361 78.3%	23 5.0%	9 2.0%	1 0.2%	21 4.6%	15 3.3%	20 4.3%	8 1.7%	3 0.7%	100 21.7%	461	
East Arnhem Regional Council Anindilyakwa ward	12.9	3			0	9 50.0%	2 11.1%			1 5.6%	5 27.8%		1 5.6%	18 100.0%	18	
East Arnhem Regional Council Birr Rawarrang ward	8.7	4		1 6.7%	1 6.7%	6 40.0%	1 6.7%			1 6.7%	5 33.3%		1 6.7%	14 93.3%	15	
East Arnhem Regional Council Gumurr Miwatj ward	10.0	4	1 5.0%	3 15.0%	4 20.0%	7 35.0%			4 20.0%	2 10.0%	2 10.0%		1 5.0%	16 80.0%	20	

Council/ward	Informality rate %	Candidates	Assumed intentional informality			Assumed unintentional informality									Total
			Blank	All the same	Subtotal	First preference	Tick or cross	Tick or cross and preferences	Duplicated	Non-Sequential	Incomplete	Alpha used	Other	Subtotal	
East Arnhem Regional Council Gumurr Miyarrka ward	22.8	8		1 2.3%	1 2.3%	1 2.3%	3 6.8%		15 34.1%	6 13.6%	14 31.8%		4 9.1%	43 97.7%	44
Katherine Town Council Mayor	3.7	4	71 53.0%	24 17.9%	95 70.9%	12 9.0%	3 2.2%		3 2.2%	5 3.7%	4 3.0%		12 9.0%	39 29.1%	134
Katherine Town Council Alderman	8.5	12	93 30.8%	22 7.3%	115 38.1%	6 2.0%	1 0.3%		97 32.1%	24 7.9%	49 16.2%	2 0.7%	8 2.6%	187 61.9%	302
Litchfield Council Mayor	6.3	3	182 36.0%	118 23.3%	300 59.3%	26 5.1%		27 5.3%	1 0.2%	18 3.6%	1 0.2%	0	133 26.3%	206 40.7%	506
Litchfield Council East ward	5.7	2	86 70.5%	23 18.9%	109 89.3%		6 4.9%			6 4.9%	1 0.8%			13 10.7%	122
Litchfield Council North ward	7.2	2	91 70.0%	35 26.9%	126 96.9%					2 1.5%		2 1.5%		4 3.1%	130
MacDonnell Regional Council Luritja Pintubi ward	4.7	5	1 6.7%	1 6.7%	2 13.3%		2 13.3%		1 6.7%	3 20.0%	7 46.7%			13 86.7%	15
MacDonnell Regional Council Rodinga ward	8.4	7	8 30.8%	1 3.8%	9 34.6%	2 7.7%			4 15.4%	6 23.1%	5 19.2%			17 65.4%	26
City of Palmerston Mayor	7.8	8	542 50.6%	160 14.9%	702 65.5%	92 8.6%	20 1.9%	9 0.8%	110 10.3%	28 2.6%	99 9.2%	1 0.1%	11 1.0%	370 34.5%	1,072
City of Palmerston Alderman	13.0	17	631 35.5%	151 8.5%	782 44.0%	82 4.6%	12 0.7%	3 0.2%	485 27.3%	118 6.6%	258 14.5%	4 0.2%	32 1.8%	994 56.0%	1,776

Council/ward	Informality rate %	Candidates	Assumed intentional informality			Assumed unintentional informality									Total
			Blank	All the same	Subtotal	First preference	Tick or cross	Tick or cross and preferences	Duplicated	Non-Sequential	Incomplete	Alpha used	Other	Subtotal	
Roper Gulf Regional Council Never Never ward	2.4	4	2 22.2%	1 11.1%	3 33.3%	2 22.2%	2 22.2%		1 11.1%	1 11.1%				6 66.7%	9
Roper Gulf Regional Council Numbulwar Numburindi ward	8.7	4		1 7.7%	1 7.7%	4 30.8%				2 15.4%	4 30.8%		2 15.4%	12 92.3%	13
Roper Gulf Regional Council Nyirranggulung ward	7.7	9		2 7.7%	2 7.7%	1 3.8%	1 3.8%		7 26.9%	3 11.5%	11 42.3%		1 3.8%	24 92.3%	26
Roper Gulf Regional Council South West Gulf ward	3.2	4		1 8.3%	1 8.3%	3 25.0%	1 8.3%		2 16.7%	4 33.3%	1 8.3%			11 91.7%	12
Tiwi Islands Regional Council Bathurst Island ward	12.7	14	1 1.6%	1 1.6%	2 3.3%	1 1.6%			31 50.8%	6 9.8%	21 34.4%			59 96.7%	61
Tiwi Islands Regional Council Pirlangimpi ward	3.7	6		2 33.3%	2 33.3%				2 33.3%		1 16.7%		1 16.7%	4 66.7%	6
Victoria Daly Regional Council Pine Creek ward	0.9	3			0		1 100.0%							1 100.0%	1
Victoria Daly Regional Council Timber Creek ward	3.5	3	2 33.3%	2 33.3%	4 66.7%	1 16.7%	1 16.7%							2 33.3%	6
Victoria Daly Regional Council Walangeri ward	2.5	2	1 50.0%		1 50.0%		1							1 50.0%	2
Wagait Shire Council Councillor	3.4	8	3 37.5%		3 37.5%				4 50.0%		1 12.5%			5 62.5%	8

Council/ward	Informality rate %	Candidates	Assumed intentional informality			Assumed unintentional informality									Total
			Blank	All the same	Subtotal	First preference	Tick or cross	Tick or cross and preferences	Duplicated	Non-Sequential	Incomplete	Alpha used	Other	Subtotal	
West Arnhem Regional Council Barrah ward	4.3	4		1 20.0%	1 20.0%		2 40.0%		1 20.0%				1 20.0%	4 80.0%	5
West Arnhem Regional Council Kakadu ward	2.8	5	2 22.2%	2 22.2%	4 44.4%				1 11.1%	1 11.1%	2 22.2%		1 11.1%	5 55.6%	9
West Arnhem Regional Council Maningrida ward	11.7	6	1 5.3%	2 10.5%	3 15.8%	1 5.3%	1 5.3%	1 5.3%	2 10.5%	1 5.3%	10 52.6%			16 84.2%	19
West Daly Regional Council Nganmariyanga ward	0.0	2			0									0	0
West Daly Regional Council Thamarrurr / Pindi Pindi ward	11.3	7	1 1.8%	2 3.5%	3 5.3%	11 19.3%	2 3.5%		5 8.8%	19 33.3%	15 26.3%		2 3.5%	54 94.7%	57
Total		289	5,006	1,170	6,176	307	525	60	2,769	775	1,555	58	336	6,385	12,561

Note: Voters for Alice Springs, Barkly, Darwin, Katherine, Litchfield and Palmerston councils were given two ballot papers; therefore, the number of informal ballot papers does not equal the number of voters who voted informally.

Election results



Alice Springs Town Council Mayor

Elected candidate	Number of vacancies	Contested	Number of candidates
Damien RYAN	1	Yes	2

Alice Springs Town Council Councillor

Elected candidates	Number of vacancies	Contested	Number of candidates
Glen AURICHT	8	Yes	19
Marli BANKS			
Jimmy COCKING			
Jamie DE BRENNI			
Eli MELKY			
Matt PRESTON			
Jacinta Nampijinpa PRICE			
Catherine SATOUR			

Barkly Regional Council President

Elected candidate	Number of vacancies	Contested	Number of candidates
Steve EDINGTON	1	Yes	6

Barkly Regional Council Alpururulam ward councillor

Elected candidate	Number of vacancies	Contested	Number of candidates
Jennifer MAHONEY	1	Yes	2

Barkly Regional Council Alyawarr ward councillor

Elected candidates	Number of vacancies	Contested	Number of candidates
Jack CLUBB	4	No	4
Noel HAYES			
Ricky HOLMES			
Lucy JACKSON			

Barkly Regional Council Kuwarrangu ward councillor

Elected candidates	Number of vacancies	Contested	Number of candidates
Ray AYLETT	2	Yes	3
Jane EVANS			

Barkly Regional Council Patta ward councillor

Elected candidates	Number of vacancies	Contested	Number of candidates
Kris CIVITARESE	5	Yes	12
Jeffrey McLAUGHLIN			
Ronald PLUMMER			
Hal RUGER			
Sid VASHIST			

Belyuen Community Government Council Councillor

Elected candidate	Number of vacancies	Contested	Number of candidates
Rex EDMUNDS	5	Yes	9
Cecilia LEWIS			
John MOREEN			
Zoe SINGH			
Roger YARROWIN			

Central Desert Regional Council Akityarre ward councillor

Elected candidates	Number of vacancies	Contested	Number of candidates
William LIDDLE	2	No	2
Renita WEBB			

Central Desert Regional Council Anmatjere ward

Elected candidate	Number of vacancies	Contested	Number of candidates
Adrian DIXON	4	Yes	8
James GLENN			
Audrey INKAMALA			
David McCORMACK			

Central Desert Regional Council Northern Tanami ward councillor

Elected candidate	Number of vacancies	Contested	Number of candidates
Robert GEORGE	2	Yes	3
Norbert Jampijinpa PATRICK			

Central Desert Regional Council Southern Tanami ward councillor

Elected candidates	Number of vacancies	Contested	Number of candidates
April MARTIN	4	Yes	8
Jacob SPENCER			
Freddy WILLIAMS			
Warren WILLIAMS			

Coomalie Community Government Council Adelaide River ward councillor

Elected candidates	Number of vacancies	Contested	Number of candidates
Sharon BESWICK	2	Yes	3
Max CORLISS			

Coomalie Community Government Council Batchelor Township ward councillor

Elected candidates	Number of vacancies	Contested	Number of candidates
Christian Neil McELWEE	2	No	2
Deborah MOYLE			

Coomalie Community Government Council Coomalie Rural ward councillor

Elected candidates	Number of vacancies	Contested	Number of candidates
Sue BULMER	2	Yes	3
Andrew TURNER			

City of Darwin Lord Mayor

Elected candidate	Number of vacancies	Contested	Number of candidates
Kon VATSKALIS	1	Yes	15

City of Darwin Chan ward alderman

Elected candidates	Number of vacancies	Contested	Number of candidates
Robin KNOX	3	Yes	7
Peter PANGQUEE			
Emma YOUNG			

City of Darwin Lyons ward alderman

Elected candidates	Number of vacancies	Contested	Number of candidates
Sherry Cullen	3	Yes	16
Simon NIBLOCK			
Mick PALMER			

City of Darwin Richardson ward alderman

Elected candidates	Number of vacancies	Contested	Number of candidates
Jimmy BOUHORIS	3	Yes	8
George LAMBRINIDIS			
Rebecca WANT DE ROWE			

City of Darwin Waters ward alderman

Elected candidates	Number of vacancies	Contested	Number of candidates
Andrew John ARTHUR	3	Yes	5
Justine GLOVER			
Gary HASLETT			

East Arnhem Regional Council Anindilyakwa ward councillor

Elected candidates	Number of vacancies	Contested	Number of candidates
Elliott BARA	2	Yes	3
Gordon WALSH			

East Arnhem Regional Council Birr Rawarrang ward councillor

Elected candidates	Number of vacancies	Contested	Number of candidates
Barry MALIBIRR	2	Yes	4
Jason MIRRITJAWUY			

East Arnhem Regional Council Gumurr Gattjirrk ward councillor

Elected candidates	Number of vacancies	Contested	Number of candidates
Lily ROY	2	No	2
John RYAN			

East Arnhem Regional Council Gumurr Miwatj ward councillor

Elected candidates	Number of vacancies	Contested	Number of candidates
Barayuwa MUNUNGGURR	3	Yes	4
Yananymul MUNUNGGURR			
Banambi WINUNGMURRA			

East Arnhem Regional Council Gumurr Miyarrka ward councillor

Elected candidates	Number of vacancies	Contested	Number of candidates
Bobby WUNUNGMURRA	2	Yes	8
Wesley Bandi WUNUNGMURRA			

Katherine Town Council Mayor

Elected candidate	Number of vacancies	Contested	Number of candidates
Fay MILLER	1	Yes	4

Katherine Town Council Alderman

Elected candidates	Number of vacancies	Contested	Number of candidates
Elisabeth CLARK	6	Yes	12
Toni Tap COUTTS			
Peter GAZEY			
Matthew James HURLEY			
Jon RAYNOR			
John ZELLEY			

Litchfield Council Mayor

Elected candidate	Number of vacancies	Contested	Number of candidates
Maree BREDHAUER	1	Yes	3

Litchfield Council Central ward councillor

Elected candidate	Number of vacancies	Contested	Number of candidates
Christie OSBORN	1	No	1

Litchfield Council East ward councillor

Elected candidate	Number of vacancies	Contested	Number of candidates
Kirsty HUNT	1	Yes	2

Election results

Litchfield Council

North ward councillor

Elected candidate	Number of vacancies	Contested	Number of candidates
Matthew SALTER	1	Yes	2

Litchfield Council

South ward councillor

Elected candidate	Number of vacancies	Contested	Number of candidates
Doug BARDEN	1	No	1

MacDonnell Regional Council

Iyarrka ward councillor

Elected candidates	Number of vacancies	Contested	Number of candidates
Marlene ABBOTT	2	No	2
Selina KULITJA			

MacDonnell Regional Council

Ljirapinta ward councillor

Elected candidates	Number of vacancies	Contested	Number of candidates
Barry ABBOTT	3	No	3
Roxanne KENNY			
Braydon WILLIAMS			

MacDonnell Regional Council

Luritja Pintubi ward councillor

Elected candidates	Number of vacancies	Contested	Number of candidates
Lance ABBOTT	3	Yes	5
Sid ANDERSON			
Tommy CONWAY			

MacDonnell Regional Council

Rodinga ward councillor

Elected candidates	Number of vacancies	Contested	Number of candidates
Susan Sandra DOOLAN	4	Yes	7
Lynette A ELLIS			
Greg SHARMAN			
Phillip WILYUKA			

City of Palmerston

Mayor

Elected candidate	Number of vacancies	Contested	Number of candidates
Athina PASCOE-BELL	1	Yes	8

City of Palmerston

Alderman

Elected candidates	Number of vacancies	Contested	Number of candidates
Lucy BOHR	7	Yes	17
Amber GARDEN			
Benjamin GIESECKE			
Damian HALE			
Sarah HENDERSON			
Tom LEWIS			
Mick SPICK			

Election results

Roper Gulf Regional Council Never Never ward councillor

Elected candidates	Number of vacancies	Contested	Number of candidates
Annabelle DAYLIGHT	3	Yes	4
Ossie DAYLIGHT			
Judy MACFARLANE			

Roper Gulf Regional Council Numbulwar Numburindi ward councillor

Elected candidate	Number of vacancies	Contested	Number of candidates
David MURRUNGUN	2	Yes	4
Edwin NUNGGUMAJBARR			

Roper Gulf Regional Council Nyirrangulung ward councillor

Elected candidates	Number of vacancies	Contested	Number of candidates
Selina ASHLEY	3	Yes	9
Helen LEE			
Wayne RUNYU			

Roper Gulf Regional Council South West Gulf ward councillor

Elected candidates	Number of vacancies	Contested	Number of candidates
Samuel EVANS	3	Yes	4
Don GARNER			
Keith RORY			

Roper Gulf Regional Council Yugul Mangi ward councillor

Elected candidates	Number of vacancies	Contested	Number of candidates
Eric Yelawarra ROBERTS	2	No	2
Owen TURNER			

Tiwi Islands Regional Council Bathurst Island ward councillor

Elected candidates	Number of vacancies	Contested	Number of candidates
Francisco BABUI	6	Yes	14
Kevin DOOLAN			
Wesley KERINAIUA			
Gawin TIPILOURA			
Stanley TIPILOURA			
Leslie TUNGATULUM			

Tiwi Islands Regional Council Milikapiti ward councillor

Elected candidates	Number of vacancies	Contested	Number of candidates
Lynette Jane DE SANTIS	3	No	3
Connell TIPILOURA			
Pius TIPUNGWUTI			

Tiwi Islands Regional Council

Pirlangimpi ward councillor

Elected candidates	Number of vacancies	Contested	Number of candidates
Therese Rose BOURKE	3	Yes	6
Regis PANGIRAMINNI			
Marius Matthew PURUNTATAMERI			

Victoria Daly Regional Council

Daguragu ward councillor

Elected candidate	Number of vacancies	Contested	Number of candidates
Georgina MACLEOD	1	No	1

Victoria Daly Regional Council

Milngin ward councillor

Elected candidates	Number of vacancies	Contested	Number of candidates
Andrew Victor McTAGGART	1	No	1

Victoria Daly Regional Council

Pine Creek ward councillor

Elected candidate	Number of vacancies	Contested	Number of candidates
Gaye LAWRENCE	1	Yes	3

Victoria Daly Regional Council

Timber Creek ward councillor

Elected candidate	Number of vacancies	Contested	Number of candidates
Shirley GARLETT	1	Yes	3

Victoria Daly Regional Council

Walangeri ward councillor

Elected candidate	Number of vacancies	Contested	Number of candidates
Brian PEDWELL	1	Yes	2

Wagait Shire Council

Councillor

Elected candidates	Number of vacancies	Contested	Number of candidates
Peter CLEE	5	Yes	8
Shenagh GAMBLE			
Patricia McINTYRE			
Michael VAUGHAN			
Neil WHITE			

West Arnhem Regional Council

Barrah ward councillor

Elected candidates	Number of vacancies	Contested	Number of candidates
James MARRAWAL	2	Yes	4
Philip WASAGA			

Election results

West Arnhem Regional Council Gunbalanya ward councillor

Elected candidates	Number of vacancies	Contested	Number of candidates
Otto DANN	3	No	3
Davison NAWIRRIDJ			
Karl SRDINSEK			

West Arnhem Regional Council Kakadu ward councillor

Elected candidates	Number of vacancies	Contested	Number of candidates
Ralph F. Blyth	3	Yes	5
Anna Elizabeth EGERTON			
Liz WILLIAMS			

West Arnhem Regional Council Maningrida ward councillor

Elected candidates	Number of vacancies	Contested	Number of candidates
Valda BOKMAKARRAY	4	Yes	6
Julius Don KERNAN			
Matthew RYAN			
Helen WILLIAMS			

West Daly Regional Council Nganmariyanga ward councillor

Elected candidate	Number of vacancies	Contested	Number of candidates
Ralph NARBURUP	1	Yes	2

West Daly Regional Council Thamarrurr/Pindi Pindi ward

Elected candidates	Number of vacancies	Contested	Number of candidates
Andrew BROWN	4	Yes	7
Wally MINJIN			
Terry SAMS			
Mark TUNMUCK-SMITH			

West Daly Regional Council Tyemirri ward councillor

Elected candidate	Number of vacancies	Contested	Number of candidates
John WILSON	1	No	1

Full election results, including distribution of preferences, can be found at: ntec.nt.gov.au → Elections → NT Local Government (Council) elections → past elections → 2017 NT Council Elections → View results.

Council snapshots




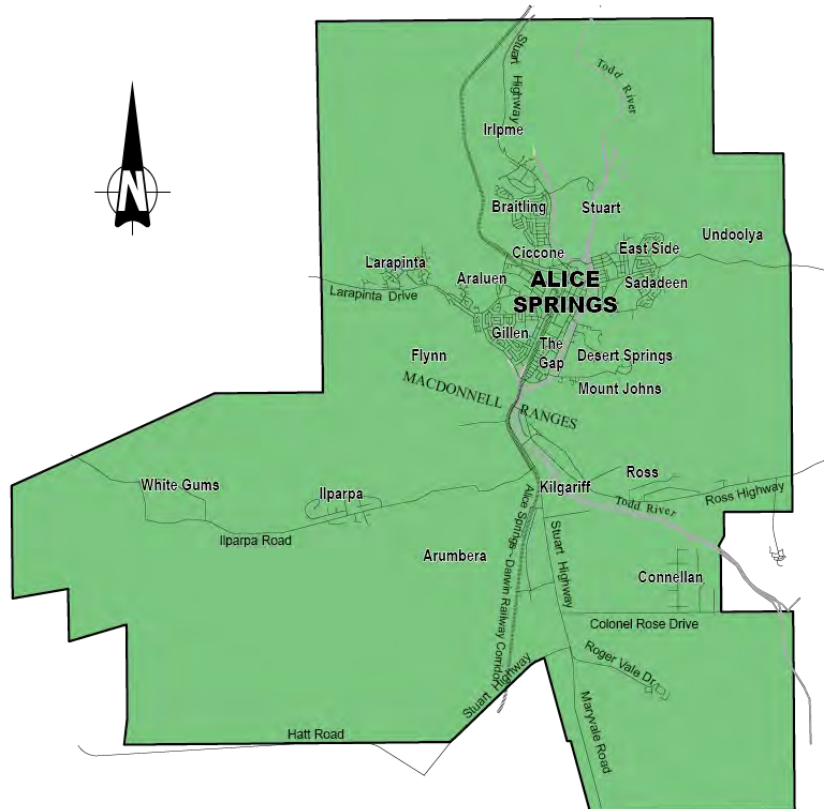


two ways :: one outcome



COOMALIE COMMUNITY
GOVERNMENT COUNCIL





Mayor

RESULTS

Enrolment: 14,357	Number of vacancies: 1
Formal votes: 9,869	Number of nominations: 2
Informal votes: 206	Quota: 5,269
Voter turnout: 10,075 (70.2%)	

Elected	Candidate name	First preference votes	Total votes after exclusions
Elected	Damien RYAN	6,446	N/A
	Jimmy COCKING	3,423	N/A

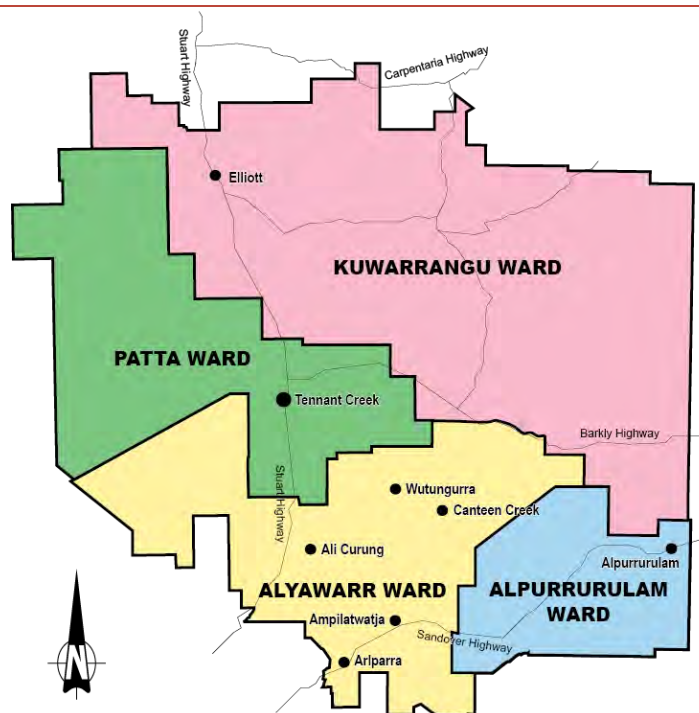
FIRST PREFERENCES

Voting centre	First preference votes		Ballot papers counted		
	Damien RYAN	Jimmy COCKING	Formal	Informal	Total
Alice Springs	756	527	1,283	27	1,310
Braitling	518	266	784	21	805
Gillen	775	348	1,123	32	1,155
Larapinta	359	181	540	10	550
Sadadeen	475	290	765	13	778
Yirara	183	61	244	9	253
Mobile voting team	22	8	30	1	31
Early voting centre	3,131	1,627	4,758	89	4,847
Absent	44	19	63	0	63
Postal	183	96	279	4	283
Total	6,446	3,423	9,869	206	10,075
%	65.3	34.7	98.0	2.0	70.2
			Enrolment		14,357

Councillor

RESULTS			
Enrolment: 14,357		Number of vacancies: 8	
Formal votes: 8,882		Number of nominations: 19	
Informal votes: 1,178		Quota: 987	
Voter turnout: 10,060 (70.1%)			
Elected	Candidate name	First preference votes	Total votes after exclusions
	Pauli ALEKNA	154	177
Elected 4	Eli MELKY	785	1,030
	Donna DIGBY	107	275
Elected 7	Marli BANKS	287	988
Elected 8	Glen AURICHT	489	913
	Murray STEWART	286	539
	Jason QUIN	97	125
	Jenni LILLIS	271	421
	Joshua BURGOYNE	382	891
	Jodi LENNOX	354	696
Elected 6	Catherine SATOUR	213	986
Elected 5	Matt PATERSON	499	1,006
	Vince JEISMAN	152	198
	John Paul SIRUS	178	222
Elected 3	Jamie De BRENNI	825	1,109
	John ADAMS	171	315
Elected 2	Jimmy COCKING	1,430	1,430
	Donna LEMON	167	353
Elected 1	Jacinta Nampijinpa PRICE	2,035	2,035

FIRST PREFERENCES																						
Voting centre	First preference votes																			Ballot papers counted		
	Paull ALEKNA	Eli MELKY	Donna DIGBY	Marli BANKS	Glen AURICHT	Murray STEWART	Jason QUIN	Jenni LILLIS	Joshua BURGOYNE	Jodi LENNOX	Catherine SATOUR	Matt PATERSON	Vince JEISMAN	John Paul SIRUS	Jamie DE BRENNI	John ADAMS	Jimmy COCKING	Donna LEMON	Jacinta Nampijinpa PRICE	Formal	Informal	Total
Alice Springs	22	82	22	30	41	17	22	21	79	66	17	102	18	40	80	21	187	13	258	1,138	169	1,307
Braitling	11	62	7	23	47	30	6	19	16	22	10	34	6	6	68	22	117	36	172	714	88	802
Gillen	27	97	3	30	60	44	9	28	25	23	32	66	17	21	87	14	115	18	274	990	165	1,155
Larapinta	5	42	6	11	48	15	4	12	22	20	16	23	6	9	41	8	64	8	143	503	47	550
Sadadeen	11	42	11	17	34	24	13	24	24	31	26	52	20	4	34	23	128	21	151	690	88	778
Yirara	3	16	1	10	26	5	1	6	14	11	4	11	0	0	32	1	28	3	51	223	30	253
Mobile voting team	0	0	0	0	1	1	1	0	0	0	0	0	0	0	1	0	1	1	3	9	22	31
Early voting centre	64	424	56	159	210	137	33	152	187	171	94	197	82	93	465	79	735	62	921	4,321	524	4,845
Absent	1	3	1	1	2	1	3	0	2	0	5	4	3	1	2	0	8	2	6	45	19	64
Postal	10	17	0	6	20	12	5	9	13	10	9	10	0	4	15	3	47	3	56	249	26	275
Total	154	785	107	287	489	286	97	271	382	354	213	499	152	178	825	171	1,430	167	2,035	8,882	1,178	10,060
%	1.7	8.8	1.2	3.2	5.5	3.2	1.1	3.1	4.3	4.0	2.4	5.6	1.7	2.0	9.3	1.9	16.1	1.9	22.9	88.3	11.7	70.1
																				Enrolment		14,357



President

RESULTS

Enrolment:	4,264	Number of vacancies:	1
Formal votes:	1,990	Number of nominations:	6
Informal votes:	138	Quota:	996
Voter turnout:	2,128 (49.9%)		

Elected	Candidate name	First preference votes	Total votes after exclusions
	Pat BRAHIM	221	N/A
	Narelle BREMNER	289	N/A
	Jeffrey MCLAUGHLIN	332	N/A
	Christine REVELL	70	N/A
Elected	Steve Edgington	1,016	N/A
	Brian COLEMEN	62	N/A

FIRST PREFERENCES

Voting centre	First preference votes						Ballot papers counted		
	Pat BRAHIM	Narelle BREMNER	Jeffrey MCLAUGHLIN	Christine REVELL	Steve EDGINGTON	Brian COLEMAN	Formal	Informal	Total
Tennant Creek	28	42	54	10	102	9	245	7	252
Mobile voting team 1	44	19	42	9	456	10	580	52	632
Mobile voting team 2	13	33	19	19	91	4	179	16	195
Early voting centre	117	182	188	26	319	33	865	54	919
Absent	10	4	13	4	12	1	44	3	47
Postal	9	9	16	2	36	5	77	6	83
Total	221	289	332	70	1,016	62	1,990	138	2,128
%	11.1	14.5	16.7	3.5	51.1	3.1	93.5	6.5	49.9
	Enrolment								4,264

Councillor

Alpurrurulam ward

RESULTS			
Enrolment:	214	Number of vacancies:	1
Formal votes:	81	Number of nominations:	2
Informal votes:	3	Quota:	42
Voter turnout:	84 (39.3%)		
Elected	Candidate name	First preference votes	Total votes after exclusions
Elected	Jennifer MAHONEY	221	N/A
	Garry John KOPPES	289	N/A

FIRST PREFERENCES					
Voting centre	First preference votes		Ballot papers counted		
	Jennifer MAHONEY	Garry John KOPPES	Formal	Informal	Total
Tennant Creek	0	0	0	0	0
Mobile voting team 1	46	29	75	3	78
Mobile voting team 2					
Early voting centre	3	0	3	0	3
Absent	1	0	1	0	1
Postal	0	2	2	0	2
Total	50	31	81	3	84
%	61.7	38.3	96.4	3.6	39.3
				Enrolment	214

Councillor

Kuwarrangu ward

RESULTS			
Enrolment:	487	Number of vacancies:	2
Formal votes:	201	Number of	3
Informal votes:	5	Quota:	68
Voter turnout:	206 (42.3%)		
Elected	Candidate name	First preference votes	Total votes after exclusions
Elected 2	Ray AYLETT	64	93
	Alan REVELL	13	39
Elected 1	Jane EVANS	124	124

FIRST PREFERENCES						
Voting centre	First preference votes			Ballot papers counted		
	Ray AYLETT	Alan REVELL	Jane EVANS	Formal	Informal	Total
Tennant Creek	0	0	0	0	0	0
Mobile voting team 2	40	9	98	147	2	149
Early voting centre	15	3	11	29	3	32
Absent	6	1	0	7	0	7
Postal	3	0	15	18	0	18
Total	64	13	124	201	5	206
%	31.8	6.5	61.7	97.6	2.4	42.3
					Enrolment	487

Councillor

Patta ward

RESULTS			
Enrolment:	1,961	Number of vacancies:	5
Formal votes:	1,075	Number of nominations:	12
Informal votes:	118	Quota:	180
Voter turnout:	1,193 (60.8%)		
Elected	Candidate name	First preference votes	Total votes after exclusions
Elected 1	Kris CIVITARESE	296	296
	Darrin WHATLEY	21	57
	Brian COLEMAN	14	21
	Joyce TAYLOR	26	35
Elected 4	Hal RUGER	88	180
Elected 2	Sid VASHIST	254	254
	Christine Revell	10	15
	Narelle BREMNER	70	143
Elected 3	Jeffrey McLAUGHLIN	85	182
	Pat BRAHIM	41	47
	Tristan DUGGIE	75	121
Elected 5	Ronald PLUMMER	95	180

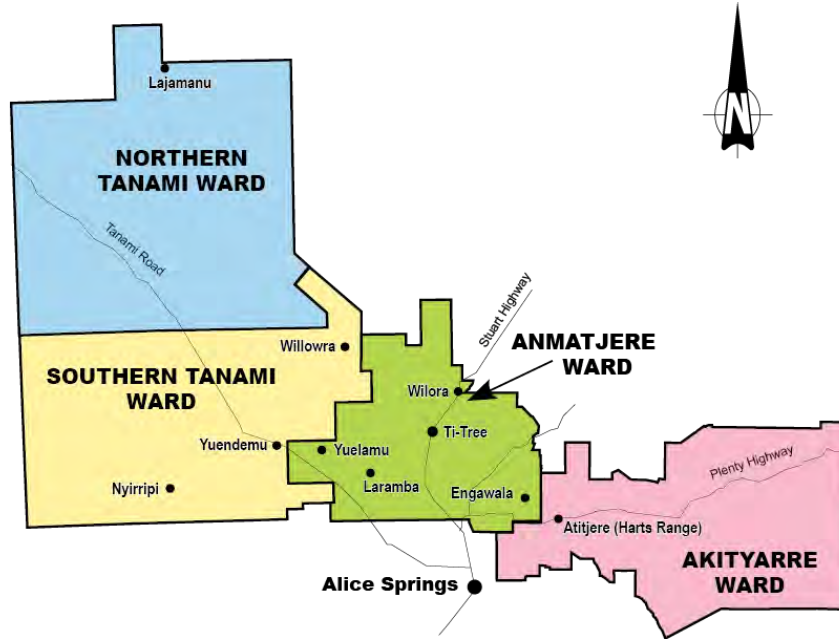
FIRST PREFERENCES															
Voting centre	First preference votes												Ballot papers counted		
	Kris CIVITARESE	Darrin WHATLEY	Brian COLEMAN	Joyce TAYLOR	Hal RUGER	Sid VASHIST	Christine REVELL	Narelle BREMNER	Jeffrey McLAUGHLIN	Pat BRAHIM	Tristan DUGGIE	Ronald PLUMMER	Formal	Informal	Total
Tennant Creek	82	14	2	4	26	39	2	15	11	7	14	19	235	12	247
Mobile voting team 1	2	0	2	0	3	0	0	1	0	3	5	4	20	1	21
Mobile voting team 2	3	0	0	0	2	5	2	0	3	0	13	5	33	12	45
Early voting centre	196	7	9	18	53	198	6	53	65	25	38	61	729	90	819
Absent	6	0	1	2	1	5	0	1	1	2	2	3	24	1	25
Postal	7	0	0	2	3	7	0	0	5	4	3	3	34	2	36
Total	296	21	14	26	88	254	10	70	85	41	75	95	1,075	118	1,193
%	27.5	2.0	1.3	2.4	8.2	23.6	0.9	6.5	7.9	3.8	7.0	8.8	90.1	9.9	60.8
													Enrolment		1,961



Councillor

RESULTS			
Enrolment:	144	Number of vacancies:	5
Formal votes:	73	Number of nominations:	9
Informal votes:	10	Quota:	12
Voter turnout:	83 (57.6%)		
Elected	Candidate name	First preference votes	Total votes after exclusions
	Trevor BIANAMU	7	10
	Gavin BIANAMU	3	3
Elected 5	John MOREEN	4	13
Elected 4	Roger YARROWIN	6	12
Elected 2	Cecilia LEWIS	2	13
	Raylene Singh	3	3
	Lorraine Lane	0	0
Elected 1	Rex Edmunds	40	40
Elected 3	Zoe Singh	8	12

FIRST PREFERENCES												
Voting centre	First preference votes									Ballot papers counted		
	Trevor BIANAMU	Gavin BIANAMU	John MOREEN	Roger YARROWIN	Cecilia LEWIS	Raylene SINGH	Lorraine LANE	Rex EDMUNDS	Zoe SINGH	Formal	Informal	Total
Mobile team 1	7	3	4	5	1	3	0	37	7	67	9	76
Absent	0	0	0	0	1	0	0	1	1	3	1	4
Postal	0	0	0	1	0	0	0	2	0	3	0	3
Total	7	3	4	6	2	3	0	40	8	73	10	83
%	9.6	4.1	5.5	8.2	2.7	4.1	0.0	54.8	11.0	88.0	12.0	57.6
	Enrolment											144



Councillor

Anmatjere ward

RESULTS			
Enrolment:	1,002	Number of vacancies:	4
Formal votes:	342	Number of nominations:	8
Informal votes:	73	Quota:	69
Voter turnout:	415 (41.4%)		
Elected	Candidate name	First preference votes	Total votes after exclusions
Elected 3	Audrey INKAMALA	51	85
	Benedy BIRD	19	19
Elected 2	Adrian DIXON	65	69
	Marlene TILMOUTH	5	5
	Janet CHISHOLM	41	57
	Harry MOORE	29	31
Elected 1	James GLENN	78	78
Elected 4	David MCCORMACK	54	73

FIRST PREFERENCES											
Voting centre	First preference votes								Ballot papers counted		
	Audrey INKAMALA	Benedy BIRD	Adrian DIXON	Marlene TILMOUTH	Janet CHISHOLM	Harry MOORE	James GLENN	David MCCORMACK	Formal	Informal	Total
Mobile voting team 1	42	19	65	4	18	27	67	46	288	67	355
Mobile voting team 2	0	0	0	0	0	0	0	1	1	0	1
Absent	4	0	0	1	6	1	10	4	26	4	30
Postal	5	0	0	0	17	1	1	3	27	2	29
Total	51	19	65	5	41	29	78	54	342	73	415
%	14.9	5.6	19.0	1.5	12.0	8.5	22.8	15.8	82.4	17.6	41.4
									Enrolment		1,002

Councillor

Northern Tanami ward

RESULTS			
Enrolment:	419	Number of vacancies:	2
Formal	109	Number of	3
Informal	6	Quota:	36
Voter	115 (27.4%)		
Elected	Candidate name	First preference votes	Total votes after exclusions
Elected 2	Robert GEORGE	42	N/A
	William JOHNSON	19	N/A
Elected 1	Norbert Jampijinpa PATRICK	48	N/A

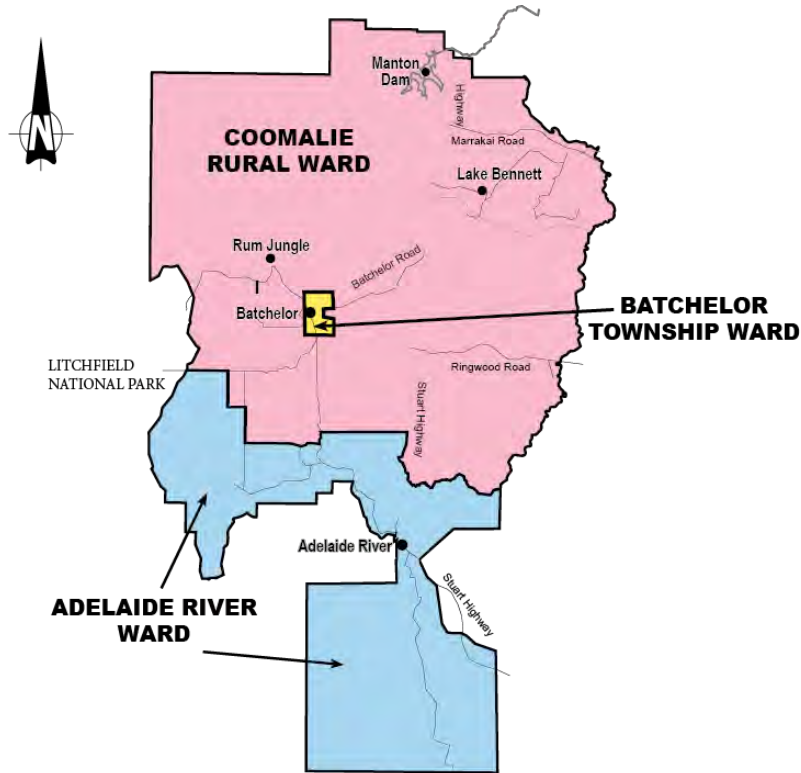
FIRST PREFERENCES						
Voting centre	First preference votes			Ballot papers counted		
	Robert GEORGE	William JOHNSON	Norbert Jampijinpa PATRICK	Formal	Informal	Total
Mobile voting team 1	0	0	1	1	1	2
Mobile voting team 2	36	14	41	91	5	96
Absent	4	4	4	12	0	12
Postal	2	1	2	5	0	5
Total	42	19	48	109	6	115
%	38.5	17.4	44.0	94.8	5.2	27.4
Enrolment						419

Councillor

Southern Tanami ward

RESULTS			
Enrolment: 964		Number of vacancies: 4	
Formal votes: 179		Number of nominations: 8	
Informal votes: 15		Quota: 36	
Voter turnout: 194 (20.1%)			
Elected	Candidate name	First preference votes	Total votes after exclusions
Elected 2	Warren WILLIAMS	31	36
	Cecilia ALFONSO	17	24
	Henry WILSON Jnr	9	10
Elected 3	Freddy WILLIAMS	30	36
	Trish LECHLEITNER	12	12
Elected 4	April MARTIN	30	41
Elected 1	Jacob SPENCER	39	39
	Georgina WILSON	11	14

FIRST PREFERENCES											
Voting centre	First preference votes								Ballot papers counted		
	Warren WILLIAMS	Cecilia ALFONSO	Henry WILSON Jnr	Freddy WILLIAMS	Trish LECHLEITNER	April MARTIN	Jacob SPENCER	Georgina WILSON	Formal	Informal	Total
Mobile voting team 1	24	8	6	26	11	25	34	5	139	12	151
Mobile voting team 2	0	0	0	0	0	0	1	0	1	0	1
Absent	6	2	1	2	1	2	0	3	17	2	19
Posta	1	7	2	2	0	3	4	3	22	1	23
Total	31	17	9	30	12	30	39	11	179	15	194
%	17.3	9.5	5.0	16.8	6.7	16.8	21.8	6.1	92.3	7.7	20.1
Enrolment											964



Councillor

Adelaide River ward

RESULTS			
Enrolment:	196	Number of vacancies:	2
Formal votes:	121	Number of nominations:	3
Informal votes:	6	Quota:	40
Voter turnout:	127 (64.8%)		
Elected	Candidate name	First preference votes	Total votes after exclusions
Elected 1	Max CORLISS	55	N/A
	Maria HOLOHAN	14	N/A
Elected 2	Sharon BESWICK	52	N/A

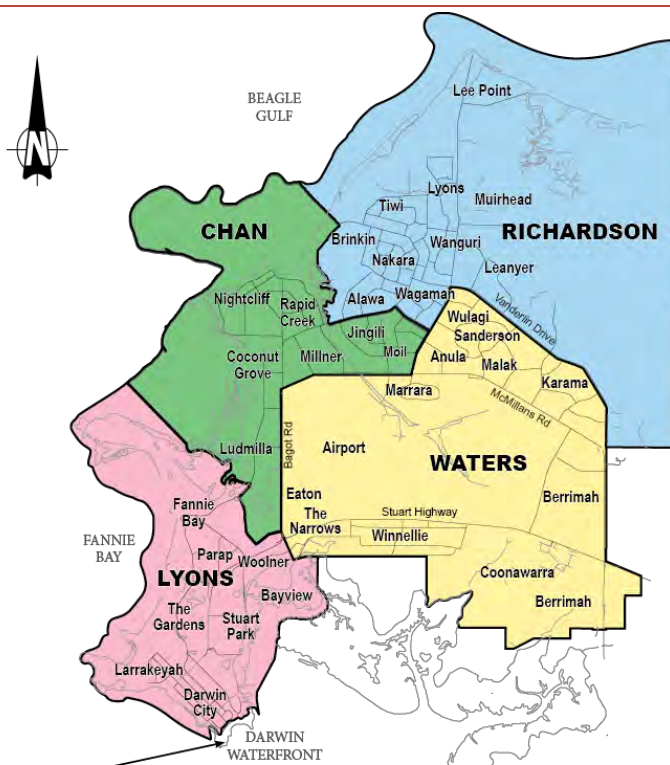
FIRST PREFERENCES						
Voting centre	First preference votes			Ballot papers counted		
	Max CORLISS	Maria HOLOHAN	Sharon BESWICK	Formal	Informal	Total
Mobile voting team 1	36	6	32	74	4	78
Absent	15	4	10	29	2	31
Postal	4	4	10	18	0	18
Total	55	14	52	121	6	127
%	45.5	11.6	43.0	95.3	4.7	64.8
				Enrolment		196

Councillor

Coomalie Rural ward

RESULTS			
Enrolment:	250	Number of vacancies:	2
Formal votes:	122	Number of nominations:	3
Informal votes:	5	Quota:	40
Voter turnout:	127 (50.8%)		
Elected	Candidate name	First preference votes	Total votes after exclusions
	Dave GRAY	29	N/A
Elected 2	Andrew TURNER	42	N/A
Elected 1	Sue BULMER	51	N/A

FIRST PREFERENCES						
Voting centre	First preference votes			Ballot papers counted		
	Dave GRAY	Andrew TURNER	Sue BULMER	Formal	Informal	Total
Mobile voting team	7	16	23	46	1	47
Absent	21	17	22	60	2	62
Postal	1	9	6	16	2	18
Total	29	42	51	122	5	127
%	23.8	34.4	41.8	96.1	3.9	50.8
				Enrolment		250



NOTE: Electors enrolled for addresses in the Darwin Waterfront Precinct are **NOT** required to vote as it is not within the Darwin City Council area. Contact the NTEC for further information.

Lord Mayor

RESULTS			
Enrolment:	50,100	Number of vacancies:	1
Formal votes:	30,202	Number of nominations:	15
Informal votes:	3,509	Quota:	15,102
Voter turnout:	33,711 (67.3%)		
Elected	Candidate name	First preference votes	Total votes after exclusions
	Laurel NEWTON-THOMPSON	865	1,283
	Simon NIBLOCK	2,497	4,762
	Braedon EARLEY	1,050	1,556
	Jack Childers HENDERSON	156	171
	Tilak RAJ	568	624
	Paul MASTEN	131	146
	Greg STRETTLES	101	101
Elected	Kon VATSKALIS	7,608	15,769
	Katrina FONG LIM	9,014	14,433
	Paul EUSTANCE	189	212
	Gary HASLETT	1,652	2,155
	Mick PALMER	4,651	6,994
	Sue FRASER-ADAMS	585	696
	Nim JAYAWARDHANA	672	939
	Jon Davis	463	487

FIRST PREFERENCES																		
Voting centre	First preference votes															Ballot papers counted		
	Laurel NEWTON-THOMPSON	Simon NIBLOCK	Braedon EARLEY	Jack Childers HENDERSON	Tilak RAJ	Paul MASTEN	Greg STRETTLES	Kon VATSKALIS	Katrina FONG LIM	Paul EUSTANCE	Gary HASLETT	Mick PALMER	Sue FRASER-ADAMS	Nim JAYAWARDHANA	Jon DAVIS	Formal	Informal	Total
Darwin City	53	210	66	10	32	13	13	377	595	12	63	323	55	57	61	1,940	229	2,169
Karama	71	58	40	10	46	11	6	545	689	9	221	376	35	40	32	2,189	307	2,496
Leanyer	69	107	65	11	48	10	12	675	623	8	118	284	31	70	40	2,171	289	2,460
Ludmilla	20	67	14	5	3	0	3	138	192	4	47	117	22	7	8	647	80	727
Moil	31	122	42	5	17	5	7	377	407	8	87	194	19	36	26	1,383	187	1,570
Nightcliff	55	453	37	10	44	9	6	567	761	49	135	311	40	85	28	2,590	316	2,906
Parap	48	278	56	6	14	6	7	369	584	13	69	339	40	54	35	1,918	242	2,160
Sanderson	61	77	25	4	24	7	4	543	535	9	148	289	28	33	22	1,809	196	2,005
Stuart Park	28	105	24	3	11	4	3	262	296	2	42	256	31	24	15	1,106	136	1,242
Tiwi	87	147	39	22	50	7	10	821	623	10	108	188	33	54	27	2,226	312	2,538
Mobile voting team (urban)	13	7	3	4	5	2	1	26	44	1	6	20	8	1	6	147	21	168
Casuarina early voting centre	134	364	386	38	190	23	15	1,485	1,737	36	362	746	78	88	58	5,740	609	6,349
Darwin early voting centre 1	35	121	46	6	12	3	3	293	469	9	40	187	20	29	21	1,294	98	1,392
Darwin early voting centre 2	68	275	147	12	39	18	0	760	957	10	147	795	88	45	47	3,408	348	3,756
Absent	11	9	8	4	8	2	1	60	78	2	10	32	8	6	13	252	21	273
Postal	81	97	52	6	25	11	10	310	424	7	49	194	49	43	24	1,382	118	1,500
Total	865	2,497	1,050	156	568	131	101	7,608	9,014	189	1,652	4,651	585	672	463	30,202	3,509	33,711
%	2.9	8.3	3.5	0.5	1.9	0.4	0.3	25.2	29.8	0.6	5.5	15.4	1.9	2.2	1.5	89.6	10.4	67.3
																	Enrolment	50,100

Alderman

Chan ward

RESULTS			
Enrolment:	11,687	Number of vacancies:	3
Formal votes:	7,151	Number of nominations:	7
Informal votes:	546	Quota:	1,788
Voter turnout:	9,697 (65.9%)		
Elected	Candidate name	First preference votes	Total votes after exclusions
Elected 2	Peter Pangquee	1,486	1,803
Elected 1	Robin Knox	2,677	2,677
Elected 3	Emma Young	1,207	2,123
	Nathan Land	564	846
	Paul Eustance	261	297
	Michael Tsangaris	333	472
	Ryan Neve	623	1,159

FIRST PREFERENCES										
Voting centre	First preference votes							Ballot papers counted		
	Peter PANGQUEE	Robin KNOX	Emma YOUNG	Nathan LAND	Paul EUSTANCE	Michael TSANGARIS	Ryan NEVE	Formal	Informal	Total
Darwin City	11	39	12	12	9	7	13	103	10	113
Karama	6	17	9	9	3	7	2	53	7	60
Leanyer	3	14	3	7	4	2	1	34	4	38
Ludmilla	77	124	64	28	11	14	33	351	33	384
Moil	177	368	156	87	19	51	109	967	73	1,040
Nightcliff	529	878	505	192	80	110	219	2,513	185	2,698
Parap	22	86	35	12	12	19	24	210	22	232
Sanderson	10	11	13	6	0	4	4	48	3	51
Stuart Park	3	12	7	2	1	4	1	30	2	32
Tiwi	14	26	7	12	6	6	15	86	10	96
Mobile voting team (Urban)	8	14	3	1	1	2	1	30	4	34
Casuarina early voting	424	573	178	95	71	66	102	1,509	101	1,610
Darwin early voting centre 1	30	94	39	11	5	6	20	205	15	220
Darwin early voting centre 2	122	260	116	49	23	21	47	638	52	690
Absent	6	26	14	4	3	1	8	62	3	65
Declaration	0	0	0	1	0	0	1	2	1	3
Postal	44	135	46	36	13	13	23	310	21	331
Total	1,486	2,677	1,207	564	261	333	623	7,151	546	7,697
%	20.8	37.4	16.9	7.9	3.6	4.7	8.7	92.9	7.1	65.9
									Enrolment	11,687

Alderman

Lyons ward

RESULTS			
Enrolment:	14,401	Number of vacancies:	3
Formal votes:	8,092	Number of nominations:	15
Informal votes:	1,086	Quota:	2,024
Voter turnout:	9,178 (63.7%)		
Elected	Candidate name	First preference votes	Total votes after exclusions
	Paul MASTEN	341	402
Elected 2	Sherry CULLEN	1,535	2,027
	Laurel NEWTON-THOMPSON	101	102
Elected	Simon NIBLOCK	1,013	2,030
	Des FONG	622	1,032
	Dean DEMPSEY	100	109
	Carol PHAYER	470	759
Elected 1	Mick PALMER	1,950	2,024
	Jon DAVIS	157	170
	Sue FRASER-ADAMS	331	675
	Emily FORD	449	1,669
	Jack Childers HENDERSON	47	47
	Vikki McLEOD	288	351
	Hayley BARICH	277	306
	Braedon EARLEY	307	550
	Greg STRETTLES	104	108

FIRST PREFERENCES																			
Voting centre	First preference votes															Ballot papers counted			
	Paul MASTEN	Sherry CULLEN	Laurel NEWTON-THOMPSON	Simon NIBLOCK	Des FONG	Dean DEMPSEY	Carol PHAYER	Mick PALMER	Jon DAVIS	Sue FRASER-ADAMS	Emily FORD	Jack Childers HENDERSON	Vikki MCLEOD	Hayley BARICH	Braedon EARLEY	Greg STRETTLES	Formal	Informal	Total
Darwin City	89	371	15	218	102	20	95	334	47	56	100	11	58	54	57	16	1,643	230	1,873
Karama	4	11	0	2	0	0	1	11	1	0	2	0	0	0	1	0	33	5	38
Leanyer	4	6	1	2	1	2	2	3	1	0	3	1	1	3	4	0	34	4	38
Ludmilla	4	19	1	18	12	1	3	33	1	6	5	2	3	4	4	2	118	24	142
Moil	0	4	0	2	1	0	0	5	0	1	6	0	1	0	1	1	22	5	27
Nightcliff	5	8	0	12	5	1	3	10	2	3	2	0	0	3	2	0	56	11	67
Parap	52	355	16	243	122	13	73	324	24	43	108	5	67	37	49	21	1,552	220	1,772
Sanderson	2	3	1	1	1	0	0	13	0	1	1	1	0	1	0	0	25	2	27
Stuart Park	30	246	12	121	115	8	70	243	8	53	40	3	30	17	23	9	1,028	144	1,172
Tiwi	5	2	3	1	3	0	1	9	1	3	3	0	1	1	1	3	37	9	46
Mobile voting team (Urban)	3	9	0	5	4	1	8	12	2	4	2	0	2	4	3	1	60	5	65
Casuarina early voting centre	22	40	7	52	21	8	10	56	6	19	27	4	12	12	19	5	320	40	360
Darwin early voting centre 1	21	119	13	94	56	16	66	151	15	25	29	3	31	39	26	7	711	85	796
Darwin early voting centre 2	70	280	20	202	135	24	110	621	40	90	92	13	65	75	105	27	1,969	254	2,223
Absent	5	11	1	6	3	0	2	12	1	6	5	1	1	0	2	4	60	8	68
Postal	25	51	11	34	41	6	26	113	8	21	24	3	16	27	10	8	424	40	464
Total	341	1,535	101	1,013	622	100	470	1,950	157	331	449	47	288	277	307	104	8,092	1,086	9,178
%	4.2	19.0	1.2	12.5	7.7	1.2	5.8	24.1	1.9	4.1	5.5	0.6	3.6	3.4	3.8	1.3	88.2	11.8	63.7
Enrolment																			14,401

Alderman

Richardson ward

RESULTS			
Enrolment:	13,557	Number of vacancies:	3
Formal votes:	8,987	Number of nominations:	8
Informal votes:	782	Quota:	2,247
Voter turnout:	9,769 (72.1%)		
Elected	Candidate name	First preference votes	Total votes after exclusions
	Sam WILKS	989	2,128
Elected 2	Rebecca WANT DE ROWE	2,376	2,376
	Lia GILL	340	406
	Ian HOLLINGSWORTH	529	733
	Wayne KEEPING	213	228
	Edwin JOSEPH	765	1,154
Elected 1	Jimmy BOUHORIS	2,538	2,538
Elected 3	George LAMBRINIDIS	1,237	2,288

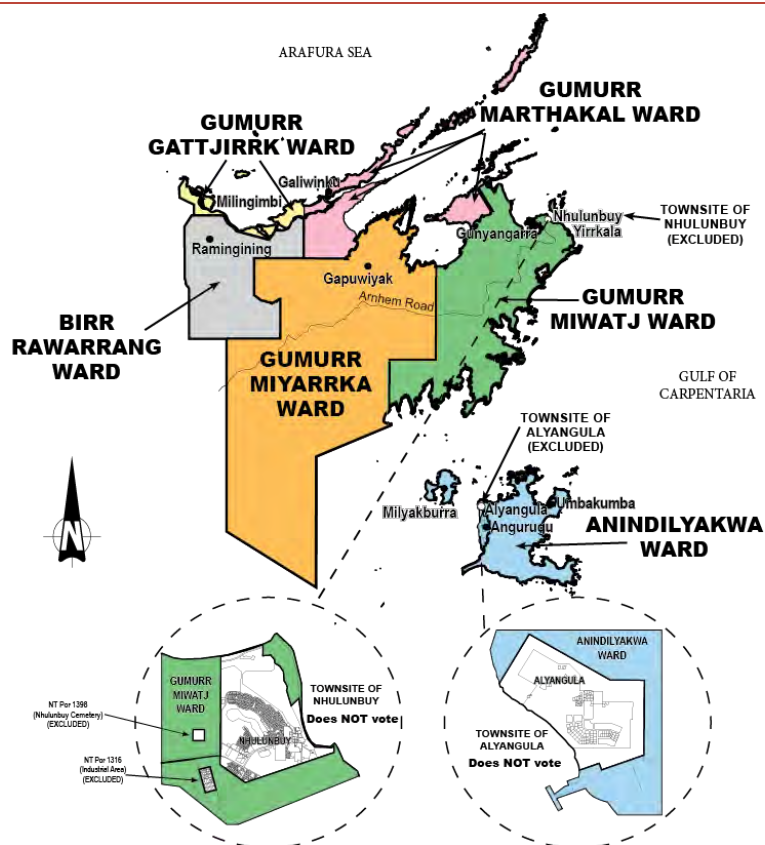
FIRST PREFERENCES											
Voting centre	First preference votes								Ballot papers counted		
	Sam WILKS	Rebecca WANT DE ROWE	Lia GILL	Ian HOLLINGSWORTH	Wayne KEEPING	Edwin JOSEPH	Jimmy BOUHORIS	George LAMBRINIDIS	Formal	Informal	Total
Darwin City	9	26	3	10	3	13	24	13	101	17	118
Karama	16	48	7	3	2	5	29	13	123	19	142
Leanyer	275	588	51	60	57	155	596	283	2,065	209	2,274
Ludmilla	11	12	2	4	0	1	10	4	44	3	47
Moil	31	102	26	25	7	25	90	56	362	32	394
Nightcliff	3	42	3	6	5	4	10	13	86	19	105
Parap	8	24	6	4	2	5	23	8	80	7	87
Sanderson	13	33	2	5	3	3	34	9	102	8	110
Stuart Park	1	8	1	0	2	2	3	1	18	3	21
Tiwi	217	445	81	133	32	181	719	334	2,142	200	2,342
Mobile voting team (Urban)	10	7	10	2	3	6	9	5	52	5	57
Casuarina early voting centre	297	725	104	193	66	285	738	388	2,796	199	2,995
Darwin Early voting centre 1	7	62	5	13	4	13	47	14	165	3	168
Darwin Early voting centre 2	39	113	12	28	13	25	114	46	390	24	414
Absent	9	20	3	3	4	3	16	3	61	6	67
Declaration	2	3	0	1	0	1	1	1	9	0	9
Postal	41	118	24	39	10	38	75	46	391	28	419
Total	989	2,376	340	529	213	765	2,538	1,237	8,987	782	9,769
	11.0%	26.4%	3.8%	5.9%	2.4%	8.5%	28.2%	13.8%	92.0%	8.0%	72.1%
									Enrolment		13,557

Alderman

Waters ward

RESULTS			
Enrolment: 10,455	Number of vacancies: 3		
Formal votes: 6,647	Number of nominations: 5		
Informal votes: 461	Quota: 1,662		
Voter turnout: 7,108 (68.0%)			
Elected	Candidate name	First preference votes	Total votes after exclusions
Elected 1	Justine GLOVER	3,162	3,162
Elected 3	Andrew John ARTHUR	753	1,672
Elected 2	Gary HASLETT	1,518	1,984
	Tilak RAJ	459	653
	Robin LAWRENCE	755	1,454

FIRST PREFERENCES								
Voting centre	First preference votes					Ballot papers counted		
	Justine GLOVER	Andrew John ARTHUR	Gary HASLETT	Tilak RAJ	Robin LAWRENCE	Formal	Informal	Total
Darwin City	31	9	18	3	4	65	5	70
Karama	1,023	203	460	167	250	2,103	153	2,256
Leanyer	42	16	24	5	10	97	14	111
Ludmilla	55	22	44	6	14	141	13	154
Moil	37	12	31	6	13	99	10	109
Nightcliff	13	6	14	1	2	36	2	38
Parap	33	15	15	10	6	79	6	85
Sanderson	839	214	339	91	205	1,688	111	1,799
Stuart Park	6	3	6	2	1	18	1	19
Tiwi	16	11	17	4	2	50	7	57
Mobile voting team (Urban)	9	4	10	0	3	26	3	29
Casuarina early voting	631	104	300	114	162	1,311	87	1,398
Darwin early voting centre 1	96	20	41	4	9	170	3	173
Darwin early voting centre 2	185	55	120	28	37	425	31	456
Absent	25	9	12	4	4	54	5	59
Declaration	1	2	1	0	2	6	0	6
Postal	120	48	66	14	31	279	10	289
Total	3,162	753	1,518	459	755	6,647	461	7,108
%	47.6	11.3	22.8	6.9	11.4	93.5	6.5	68.0
Enrolment								10,455



Councillor

Anindilyakwa ward

RESULTS			
Enrolment:	892	Number of vacancies:	2
Formal votes:	121	Number of nominations:	3
Informal votes:	17	Quota:	40
Voter turnout:	139 (15.6%)		

Elected	Candidate name	First preference votes	Total votes after exclusions
	Fabian LALARA	32	N/A
Elected 2	Elliott BARA	44	N/A
Elected 1	Gordon WALSH	45	N/A

FIRST PREFERENCES						
Voting centre	First preference votes			Ballot papers counted		
	Fabian LALARA	Elliott BARA	Gordon WALSH	Formal	Informal	Total
Mobile voting team 1	22	37	45	104	17	121
Absent	2	2	0	4	0	4
Postal	8	5	0	13	1	14
Total	32	44	45	121	18	139
%	26.4	36.4	37.2	87.1	12.9	15.6
				Enrolment		892

Councillor

Birr Rawarrang ward

RESULTS			
Enrolment: 697	Number of vacancies: 2		
Formal votes: 158	Number of nominations: 4		
Informal votes: 15	Quota: 53		
Voter turnout: 173 (24.8%)			
Elected	Candidate name	First preference votes	Total votes after exclusions
Elected 1	Barry MALIBIRR	94	94
Elected 2	Jason MIRRITJAWUY	34	54
	Rose WURRGUWURRGU	22	37
	Linda WULAMANA	8	12

FIRST PREFERENCES							
	First preference votes				Ballot papers counted		
	Barry MALIBIRR	Jason MIRRITJAWUY	Rose WURRGUWURRGU	Linda WULAMANA	Formal	Informal	Total
Voting centre							
Mobile Team East Arnhem 1	89	34	19	7	149	15	164
Mobile Team East Arnhem 2	1	0	1	0	2	0	2
Absent	3	0	2	1	6	0	6
Postal	1	0	0	0	1	0	1
Total	94	34	22	8	158	15	173
%	59.5	21.5	13.9	5.1	91.3	8.7	24.8
	Enrolment						697

Councillor

Gumurr Miwatj ward

RESULTS			
Enrolment: 1,352	Number of vacancies: 3		
Formal votes: 181	Number of nominations: 4		
Informal votes: 20	Quota: 46		
Voter turnout: 201 (14.9%)			
Elected	Candidate name	First preference votes	Total votes after exclusions
	Tony GINTZ	14	24
Elected 3	Banambi WUNUNG MURRA	23	62
Elected 2	Barayuwa MUNUNG GURR	30	75
Elected 1	Yananymul MUNUNG GURR	114	114

FIRST PREFERENCES							
Voting centre	First preference votes				Ballot papers counted		
	Tony GINTZ	Banambi WUNUNG MURRA	Barayuwa MUNUNG GURR	Yananymul MUNUNG GURR	Formal	Informal	Total
Mobile voting team 1	13	21	25	110	169	20	189
Mobile voting team 2	0	1	3	1	5	0	5
Absent	0	0	1	3	4	0	4
Postal	1	1	1	0	3	0	3
Total	14	23	30	114	181	20	201
	7.7%	12.7%	16.6%	63.0%	90.0%	10.0%	14.9%
Enrolment							1,352

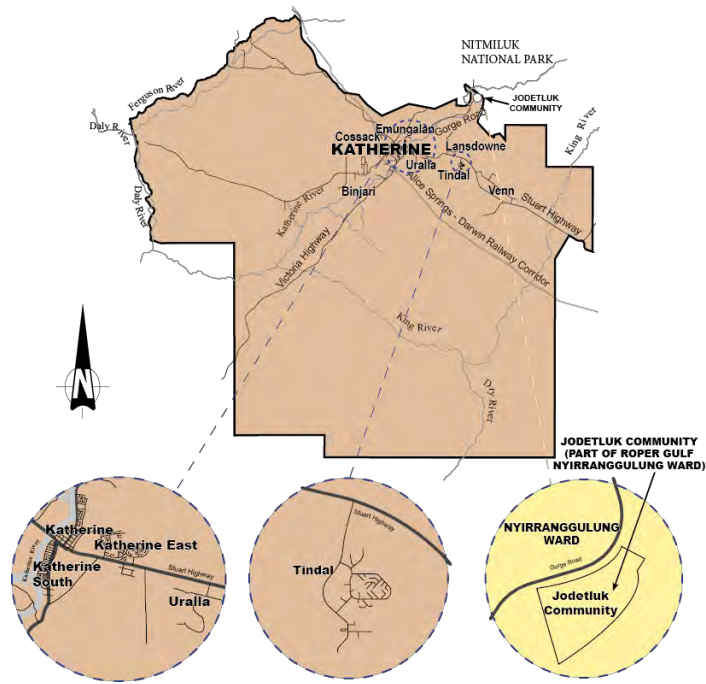
Councillor

Gumurr Miyarrka ward

RESULTS			
Enrolment:	734	Number of vacancies:	2
Formal votes:	149	Number of nominations:	8
Informal votes:	44	Quota:	50
Voter turnout:	193 (26.3%)		

Elected	Candidate name	First preference votes	Total votes after exclusions
	Edmond Bowden GUYULA	13	14
Elected 1	Wesley Bandi WUNUNGMURRA	57	57
	Freddie LEWIS	8	10
	Aaron Dhalwirrwuy MARRKULA	15	15
Elected 2	Bobby WUNUNGMURRA	44	50
	Joanne WANAMBI	2	2
	Jason MARRKULA	6	
	Jeffrey Djinipidi WUNUNGMURRA	4	4

FIRST PREFERENCES											
Voting centre	First preference votes								Ballot papers counted		
	Edmond Bowden GUYULA	Wesley Bandi WUNUNGMURRA	Freddie LEWIS	Aaron Dhalwirrwuy MARRKULA	Bobby WUNUNGMURRA	Joanne WANAMBI	Jason MARRKULA	Jeffrey Djinipidi WUNUNGMURRA	Formal	Informal	Total
Mobile voting team 1	0	0	0	0	0	0	0	0	0	0	0
Mobile voting team 2	12	53	7	14	44	2	6	4	142	42	184
Absent	0	4	1	1	0	0	0	0	6	0	6
Postal	1	0	0	0	0	0	0	0	1	2	3
Total	13	57	8	15	44	2	6	4	149	44	193
%	8.7	38.3	5.4	10.1	29.5	1.3	4.0	2.7	77.2	22.8	26.3
									Enrolment		734



Mayor

RESULTS

Enrolment: 5,630	Number of vacancies: 1
Formal votes: 3,442	Number of nominations: 4
Informal votes: 134	Quota: 1,722
Voter turnout: 3,576 (63.5%)	

Elected	Candidate name	First preference votes	Total votes after exclusions
Elected	Fay MILLER	2,056	N/A
	Kylee McDOUGALL	147	N/A
	Jon RAYNOR	752	N/A
	Allan BRENNAN	487	N/A

FIRST PREFERENCES

Voting centre	First preference votes				Ballot papers counted		
	Fay MILLER	Kylee MCDUGALL	Jon RAYNOR	Allan BRENNAN	Formal	Informal	Total
Katherine	375	15	160	90	640	22	662
Katherine East	250	16	91	64	421	17	438
Tindal	125	13	43	34	215	14	229
Mobile voting team	25	7	5	4	41	1	42
Early voting centre	1,187	88	423	274	1,972	72	2,044
Absent	33	5	10	4	52	2	54
Postal	61	3	20	17	101	6	107
Total	2,056	147	752	487	3,442	134	3,576
%	59.7	4.3	21.8	14.1	96.3	3.7	63.5
					Enrolment		5,630

Alderman

RESULTS			
Enrolment: 5,630		Number of vacancies: 6	
Formal votes: 3,271		Number of nominations: 12	
Informal votes: 302		Quota: 468	
Voter turnout: 3,573 (63.5%)			
Elected	Candidate name	First preference votes	Total votes after exclusions
	Peter L F McDOUGALL	127	145
	Stephen Paul JAY	36	37
Elected 6	John ZELLEY	189	474
Elected 2	Peter GAZEY	547	547
Elected 1	Toni Tapp COUTTS	573	573
	Dale William HILLEN	222	310
Elected 4	Jon RAYNOR	356	536
	Steven ROSE	154	176
Elected 5	Matthew James HURLEY	296	477
	Gill SWEENEY	228	409
	Shannon COUTTS	186	244
Elected 3	Elisabeth CLARK	357	481

FIRST PREFERENCES															
Voting centre	First preference votes												Ballot papers counted		
	Peter L F MCDOUGALL	Stephen Paul JAY	John ZELLEY	Peter GAZEY	Toni Tapp COUTTS	Dale William HILLEN	Jon RAYNOR	Steven ROSE	Matthew James HURLEY	Gill SWEENEY	Shannon COUTTS	Elisabeth CLARK	Formal	Informal	Total
Katherine	16	2	38	115	104	58	73	50	37	41	25	51	610	52	662
Katherine East	16	1	26	68	72	46	38	12	35	28	30	34	406	32	438
Tindal	10	3	8	48	21	6	17	16	33	17	13	14	206	23	229
Mobile voting team	2	0	0	24	3	2	2	1	0	0	2	2	38	4	42
Early voting centre	75	29	107	272	345	105	212	68	177	138	103	239	1,870	173	2,043
Absent	3	0	4	6	9	4	5	4	5	0	5	3	48	5	53
Declaration	0	0	0	0	0	0	0	0	0	0	0	1	1	0	1
Postal	5	1	6	14	19	1	9	3	9	4	8	13	92	13	105
Total	127	36	189	547	573	222	356	154	296	228	186	357	3,271	302	3,573
%	3.9	1.1	5.8	16.7	17.5	6.8	10.9	4.7	9.0	7.0	5.7	10.9	91.5	8.5	63.5
														Enrolment	5,630



Mayor

RESULTS

Enrolment: 12,268
 Formal votes: 7,553
 Informal votes: 506
 Voter turnout: 8,059 (65.7%)

Number of vacancies: 1
 Number of nominations: 3
 Quota: 3,777

Elected	Candidate name	First preference votes	Total votes after exclusions
	Doug BARDEN	2,381	N/A
	Grant KEETLEY	1,130	N/A
Elected	Maree BREDHAUER	4,042	

FIRST PREFERENCES

Voting centre	First preference votes			Ballot papers counted		
	Doug BARDEN	Grant KEETLEY	Maree BREDHAUER	Formal	Informal	Total
Bees Creek	200	105	450	755	57	812
Berry Springs	279	57	193	529	35	564
Howard Springs	377	232	747	1,356	118	1,474
Humpty Doo	443	178	678	1,299	99	1,398
Early voting centre	896	473	1,697	3,066	174	3,240
Absent	99	49	157	305	13	318
Postal	87	36	120	243	10	253
Total	2,381	1,130	4,042	7,553	506	8,059
%	31.5	15.0	53.5	93.7	6.3	65.7
Enrolment						12,268

Councillor

East ward

RESULTS			
Enrolment: 2,943		Number of vacancies: 1	
Formal votes: 2,016		Number of nominations: 2	
Informal votes: 122		Quota: 1,009	
Voter turnout: 2,138 (72.6%)			
Elected	Candidate name	First preference votes	Total votes after exclusions
	Kev HARLAN	750	N/A
Elected	Kirsty HUNT	1,226	N/A

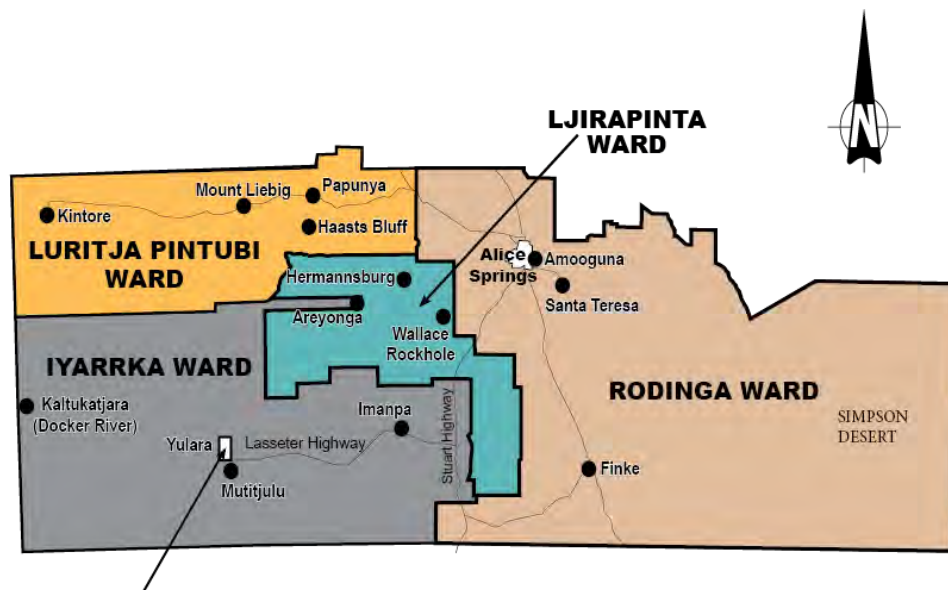
FIRST PREFERENCES					
Voting centre	First preference votes		Ballot papers counted		
	Kev HARLAN	Kirsty HUNT	Formal	Informal	Total
Bees Creek	34	95	129	9	138
Berry Springs	0	0	0	0	0
Howard Springs	64	89	153	10	163
Humpty Doo	304	346	650	42	692
Early voting centre	311	642	953	57	1,010
Absent	24	51	75	0	75
Postal	13	43	56	4	60
Total	750	1,266	2,016	122	2,138
%	37.2	62.8	94.3	5.7	72.6
Enrolment					2943

Councillor

North ward

RESULTS			
Enrolment:	3,013	Number of vacancies:	1
Formal votes:	1,673	Number of nominations:	2
Informal votes:	130	Quota:	838
Voter turnout:	1,803 (59.8%)		
Elected	Candidate name	First preference votes	Total votes after exclusions
Elected	Matthew SALTER	1,059	N/A
	Grant KEETLEY	614	N/A

FIRST PREFERENCES					
Voting centre	First preference votes		Ballot papers counted		
	Mathew SALTER	Grant KEETLEY	Formal	Informal	Total
Bees Creek	23	23	46	3	49
Berry Springs	0	0	0	0	0
Howard Springs	602	349	951	80	1,031
Humpty Doo	22	11	33	5	38
Early voting centre	311	165	476	33	509
Absent	60	48	108	6	114
Postal	41	18	59	3	62
Total	1,059	614	1,673	130	1,803
%	63.3	36.7	92.8	7.2	59.8
			Enrolment		3,013



NOTE: Electors residing in Yulara are **NOT** required to vote as this area is unincorporated. For further information contact the NTEC.

Councillor

Luritja Pintubi ward

RESULTS			
Enrolment: 955	Number of vacancies: 3		
Formal votes: 304	Number of nominations: 5		
Informal votes: 15	Quota: 77		
Voter turnout: 319 (33.4%)			
Elected	Candidate name	First preference votes	Total votes after exclusions
	Irene WILPINTA	24	40
Elected 1	Sid ANDERSON	173	173
Elected 2	Lance ABBOTT	48	79
Elected 3	Tommy CONWAY	35	80
	Giselle BARKU	24	67

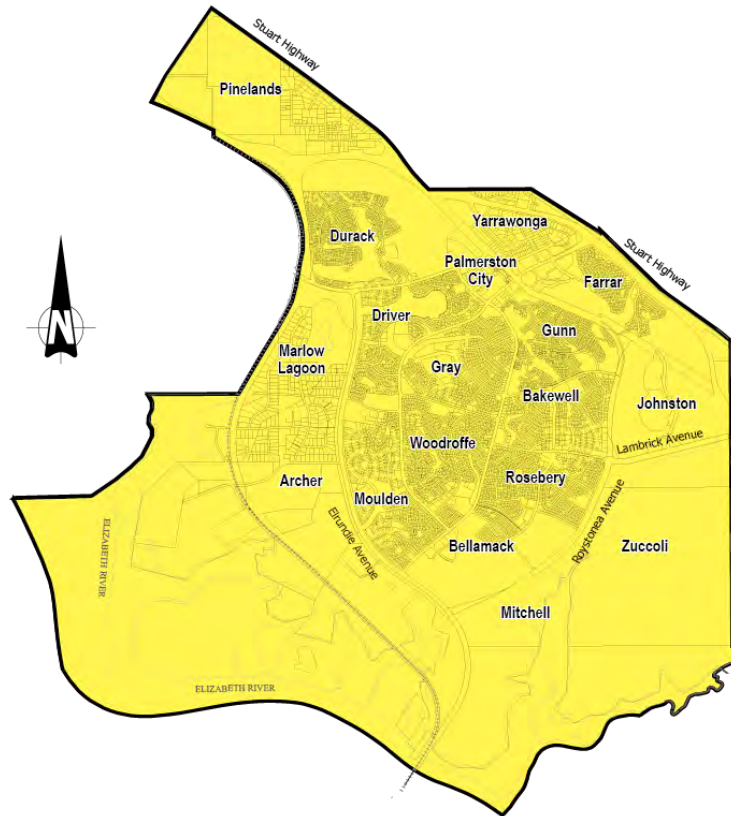
FIRST PREFERENCES								
Voting centre	First preference votes					Ballot papers counted		
	Irene WILPINTA	Sid ANDERSON	Lance ABBOTT	Tommy CONWAY	Giselle BARKU	Formal	Informal	Total
Mobile voting team	21	157	43	35	11	267	11	278
Absent	3	13	2	0	4	22	2	24
Postal	0	3	3	0	9	15	2	17
Total	24	173	48	35	24	304	15	319
%	7.9	56.9	15.8	11.5	7.9	95.3	4.7	33.4
Enrolment								955

Councillor

Rodinga ward

RESULTS			
Enrolment: 1,147		Number of vacancies: 4	
Formal votes: 284		Number of nominations: 7	
Informal votes: 26		Quota: 57	
Voter turnout: 310 (27.0%)			
Elected	Candidate name	First preference votes	Total votes after exclusions
Elected 4	Susan Sandra DOOLAN	27	55
	Richard DOOLAN	30	49
Elected 3	Lynette A ELLIS	46	60
	Katherine YOUNG	3	32
Elected 2	Greg SHARMAN	24	61
	Lisa SHARMAN	11	29
Elected 1	Phillip WILYUKA	121	121

FIRST PREFERENCES										
Voting centre	First preference votes							Ballot papers counted		
	Susan Sandra DOOLAN	Richard DOOLAN	Lynette A. ELLIS	Katherine YOUNG	Greg SHARMAN	Lisa SHARMAN	Phillip WILYUKA	Formal	Informal	Total
Mobile voting team	16	19	24	17	16	11	95	198	10	208
Absent	9	7	17	5	6	0	23	67	7	74
Postal	2	4	5	3	2	0	3	19	9	28
Total	27	30	46	25	24	11	121	284	26	310
%	9.5	10.6	16.2	8.8	8.5	3.9	42.6	91.6	8.4	27.0
									Enrolment	1,147



Mayor

RESULTS

Enrolment: 21,261
 Formal votes: 12,596
 Informal votes: 1,072
 Voter turnout: 13,668 (64.3%)

Number of vacancies: 1
 Number of nominations: 8
 Quota: 6,299

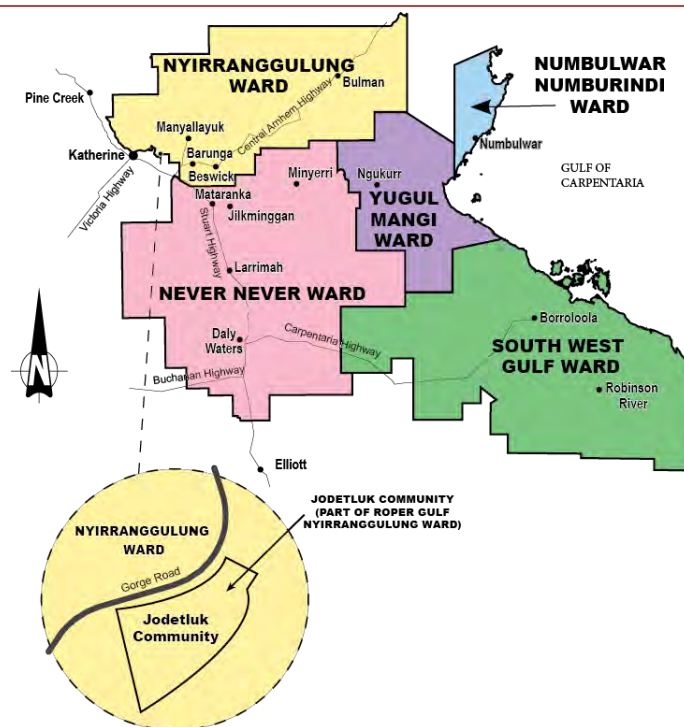
Elected	Candidate name	First preference votes	Total votes after exclusions
	Mick SPICK	1,530	2,460
Elected	Athina PASCOE-BELL	2,808	6,804
	Graeme CHIN	1,863	3,077
	Robert McLEOD	2,970	5,972
	Raj SAMSON RAJWIN	694	782
	Trevor JENKINS	615	615
	Margy KERLE	690	920
	Tom LEWIS	1,426	1,888

FIRST PREFERENCES											
Voting centre	First preference votes								Ballot papers counted		
	Mick SPICK	Athina PASCOE-BELL	Graeme CHIN	Robert MACLEOD	Raj Samson RAJWIN	Trevor JENKINS	Margy KERLE	Tom LEWIS	Formal	Informal	Total
Bakewell	108	236	179	320	53	65	65	118	1,144	100	1,244
Driver	69	169	75	142	26	28	32	35	576	49	625
Durack	92	166	123	166	33	45	30	101	756	59	815
Johnston	94	153	102	106	41	30	28	80	634	72	706
Rosebery	148	161	130	193	59	58	43	144	936	105	1,041
Woodroffe	92	198	135	229	45	43	38	74	854	71	925
Mobile voting team (urban)	1	4	4	5	0	1	2	3	20	1	21
Early voting centre (Darwin)	24	89	49	63	8	14	22	23	292	10	302
Early voting centre (Palmerston)	796	1,456	963	1,594	402	284	371	739	6,605	553	7,158
Postal	106	176	103	152	27	47	59	109	779	52	831
Total	1,530	2,808	1,863	2,970	694	615	690	1,426	12,596	1,072	13,668
%	12.1	22.3	14.8	23.6	5.5	4.9	5.5	11.3	92.2	7.8	64.3
Enrolment											21,261

Alderman

RESULTS			
Enrolment: 21,261		Number of vacancies: 7	
Formal votes: 11,895		Number of nominations: 17	
Informal votes: 1,776		Quota: 1,487	
Voter turnout: 13,671 (64.3%)			
Elected	Candidate name	First preference votes	Total votes after exclusions
	Adrian BURKENHAGEN	545	808
Elected 3	Sarah HENDERSON	899	1,493
Elected 5	Benjamin GIESECKE	341	1,488
Elected 4	Tom LEWIS	945	1,494
Elected 1	Damian HALE	2,047	2,184
	Matt STRIPLING	464	739
Elected 6	Mick SPICK	721	1,719
	Jeff STEWART	160	195
	Trevor JENKINS	479	585
	Raj Samson RAJWIN	509	1,038
	Martin BLAKEMORE	273	373
	Anita NEWMAN	152	233
Elected 2	Lucy BOHR	1,354	1,623
	Athina PASCOE-BELL	1,827	Elected as Mayor
Elected 7	Amber GARDEN	295	1,496
	Margy KERLE	310	531
	Ian ABBOTT	574	894

FIRST PREFERENCES																				
Voting centre	First preference votes																Ballot papers counted			
	Adrian BURKENHAGEN	Sarah HENDERSON	Benjamin GIESECKE	Tom LEWIS	Damian HALE	Matt STRIPLING	Mick SPICK	Jeff STEWART	Trevor JENKINS	Raj Samson RAJWIN	Martin BLAKEMORE	Anita NEWMAN	Lucy BUHR	Athina PASCOE-BELL	Amber GARDEN	Margy KERLE	Ian ABBOTT	Formal	Informal	Total
Bakewell	35	72	41	72	282	69	36	6	37	29	20	4	183	115	31	19	42	1,093	151	1,244
Driver	28	30	20	17	96	24	36	5	28	19	12	9	56	126	11	13	14	544	81	625
Durack	20	49	22	65	104	33	45	9	30	28	22	5	110	101	18	7	26	694	121	815
Johnston	31	46	26	44	101	33	36	5	19	31	8	6	107	76	12	11	22	614	91	705
Rosebery	31	59	34	69	175	52	83	15	38	39	26	9	95	96	15	9	41	886	155	1,041
Woodroffe	49	62	22	47	167	40	44	5	31	30	16	7	71	123	18	19	46	797	128	925
Mobile voting team (urban)	0	1	0	2	3	0	0	0	1	0	0	1	3	3	2	1	1	18	3	21
Early voting centre (Darwin)	8	20	5	19	48	10	17	6	12	10	3	5	33	62	9	6	7	280	22	302
Early voting centre (Palmerston)	312	501	162	524	970	177	366	98	248	305	143	96	612	1,005	158	200	337	6,214	947	7,161
Postal	31	59	9	86	101	26	58	11	35	18	23	10	84	120	21	25	38	755	77	832
Total	545	899	341	945	2,047	464	721	160	479	509	273	152	1,354	1,827	295	310	574	11,895	1,776	13,671
%	4.6	7.6	2.9	7.9	17.2	3.9	6.1	1.3	4.0	4.3	2.3	1.3	11.4	15.4	2.5	2.6	4.8	87.0	13.0	64.3
																		Enrolment		21,261



Councillor Never Never ward

RESULTS

Enrolment: 815	Number of vacancies: 3
Formal votes: 364	Number of nominations: 4
Informal votes: 9	Quota: 92
Voter turnout: 373 (45.8%)	

Elected	Candidate name	First preference votes	Total votes after exclusions
Elected 2	Annabelle DAYLIGHT	51	122
Elected 3	Ossie DAYLIGHT	34	133
Elected 1	Judy MACFARLANE	268	268
	Ian Snr DAYLIGHT	11	35

FIRST PREFERENCES

Voting centre	First preference votes				Ballot papers counted		
	Annabelle DAYLIGHT	Ossie DAYLIGHT	Judy MACFARLANE	Ian Snr DAYLIGHT	Formal	Informal	Total
Mobile voting team	43	32	209	10	294	7	301
Absent	6	1	25	0	32	1	33
Postal	2	1	34	1	38	1	39
Total	51	34	268	11	364	9	373
%	14.0	9.3	73.6	3.0	97.6	2.4	45.8
Enrolment							815

Councillor

Numbulwar Numburindi ward

RESULTS			
Enrolment: 499		Number of vacancies: 2	
Formal votes: 137		Number of nominations: 4	
Informal votes: 15		Quota: 45	
Voter turnout: 150 (30.1%)			
Elected	Candidate name	First preference votes	Total votes after exclusions
Elected 2	Edwin NUNGGUMAJBARR	39	50
	Hubert RAMI	11	14
Elected 1	David MURRUNGUN	65	65
	Kathy-Anne NUMAMURDIRDI	22	26

FIRST PREFERENCES							
	First preference votes				Ballot papers counted		
	Edwin NUNGGUMAJBARR	Hubert RAMI	David MURRUNGUN	Kathy-Anne NUMAMURDIRDI	Formal	Informal	Total
Voting centre							
Mobile voting team	37	9	60	19	125	11	136
Absent	1	1	3	2	7	1	8
Postal	1	1	2	1	5	1	6
Total	39	11	65	22	137	13	150
%	28.5	8.0	47.4	16.1	91.3	8.7	30.1
						Enrolment	499

Councillor

Nyirranggulung ward

RESULTS			
Enrolment:	906	Number of vacancies:	3
Formal votes:	313	Number of nominations:	9
Informal votes:	26	Quota:	79
Voter turnout:	339 (37.4%)		
Elected	Candidate name	First preference votes	Total votes after exclusions
	Lorraine BENNETT	35	71
Elected 2	Selina ASHLEY	31	103
	Deanna Kennedy	24	38
Elected 3	Wayne RUNYU	18	83
	Daryl WATSON	6	9
	Patricia CURTIS-FORBES	9	16
	Richard MILLER	1	2
Elected 1	Helen Lee	184	184
	Andrew Hood	5	18

FIRST PREFERENCES												
Voting centre	First preference votes									Ballot papers		
	Lorraine BENNETT	Selina ASHLEY	Deanna KENNEDY	Wayne RUNYU	Daryl Watson	Patricia CURTIS-FORBES	Richard MILLER	Helen LEE	Andrew HOOD	Formal	Informal	Total
Mobile voting	3	4	0	1	4	0	0	10	0	22	1	23
Mobile voting	27	20	18	13	1	6	0	148	1	234	21	255
Absent	4	6	4	4	1	2	0	24	2	47	3	50
Postal	1	1	2	0	0	1	1	2	2	10	1	11
Total	35	31	24	18	6	9	1	184	5	313	26	339
%	11.2	9.9	7.7	5.8	1.9	2.9	0.3	58.8	1.6	92.3	7.7	37.4
	Enrolment											906

Councillor

South West Gulf ward

RESULTS			
Enrolment: 972		Number of vacancies: 3	
Formal votes: 364		Number of nominations: 4	
Informal votes: 12		Quota: 92	
Voter turnout: 376 (38.7%)			
Elected	Candidate name	First preference votes	Total votes after exclusions
	Burton WILLIS	54	N/A
Elected 1	Samuel EVANS	124	N/A
	Keith RORY	76	N/A
Elected 2	Don GARNER	110	N/A

FIRST PREFERENCES							
Voting centre	First preference votes				Ballot papers counted		
	Burton WILLIS	Samuel EVANS	Keith RORY	Don GARNER	Formal	Informal	Total
Mobile voting team	43	109	67	98	317	12	329
Absent	6	10	7	6	29	0	29
Postal	5	5	2	6	18	0	18
Total	54	124	76	110	364	12	376
%	14.8	34.1	20.9	30.2	96.8	3.2	38.7
Enrolment							972



Councillor

Bathurst Island ward

RESULTS			
Enrolment:	1,057	Number of vacancies:	6
Formal votes:	418	Number of nominations:	14
Informal votes:	61	Quota:	60
Voter turnout:	479 (45.3%)		
Elected	Candidate name	First preference votes	Total votes after exclusions
Elected 6	Francisco BABUI	34	60
Elected 3	Gawin TIPILOURA	36	60
	J R PILAKUI	14	15
Elected 5	Wesley KERINAIUA	37	61
	Richard Hyacinth	29	40
Elected 2	Stanley TIPILOURA	44	63
	Tristan MUNGATOPI	6	6
	John NADEN	29	31
	Venard PILAKUI	11	11
Elected 1	Kevin DOOLAN	58	60
	Mavis Lear KERINAIUA	30	53
	Walter Junior KERINAIUA	18	20
Elected 4	Leslie TUNGATULUM	41	79
	Brian Dixon TIPUNGWUTI	31	35

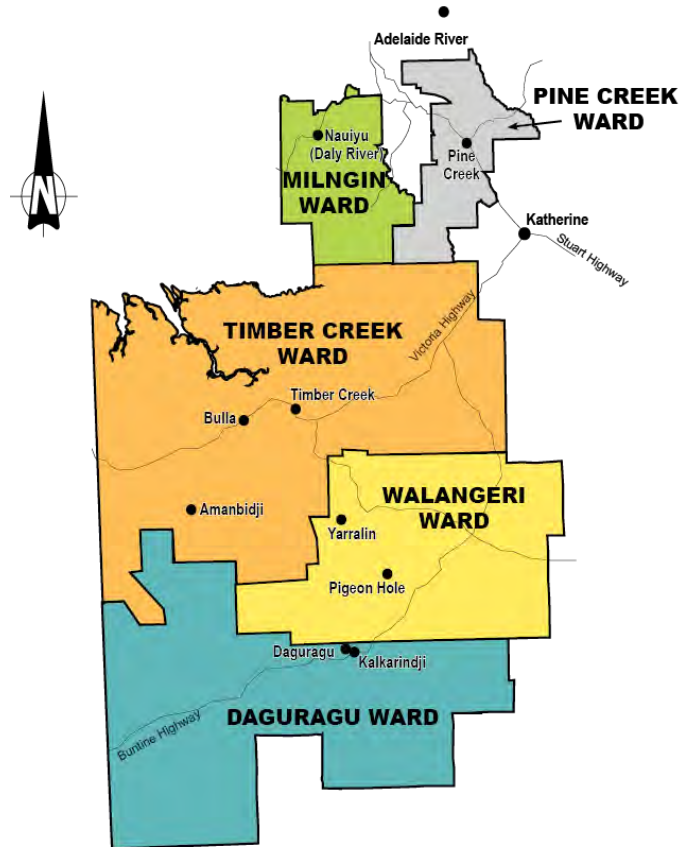
FIRST PREFERENCES																	
Voting centre	First preference votes														Ballot papers counted		
	Francisco BABUI	Gavin TIPILOURA	J R PILAKUI	Wesley KERINAIUA	Richard Hyacinth TUNGATALUM	Stanley TIPILOURA	Tristan MUNGATOPI	John NADEN	Venard PILAKUI	Kevin DOOLAN	Mavis Lear KERINAIUA	Walter Junior KERINAIUA	Leslie TUNGATULUM	Brian Dixon TIPUNGWUTI	Formal	Informal	Total
Mobile voting team	33	35	13	34	28	43	6	25	9	57	29	18	40	28	398	59	457
Absent	0	1	0	1	1	1	0	4	1	1	0	0	0	1	11	2	13
Postal	1	0	1	2	0	0	0	0	1	0	1	0	1	2	9	0	9
Total	34	36	14	37	29	44	6	29	11	58	30	18	41	31	418	61	479
%	8.1	8.6	3.3	8.9	6.9	10.5	1.4	6.9	2.6	13.9	7.2	4.3	9.8	7.4	87.3	12.7	45.3
																Enrolment	1,057

Councillor

Pirlangimpi ward

RESULTS			
Enrolment: 277	Number of vacancies: 3		
Formal votes: 155	Number of 6		
Informal votes: 6	Quota: 39		
Voter turnout: 161 (58.1%)			
Elected	Candidate name	First preference votes	Total votes after exclusions
Elected 1	Regis PANGIRAMINN	48	48
	Jennifer ULLUNGURA CLANCY	22	31
	Catherine STASSI	6	7
	Therese Marie PURUNTATAMERI	10	17
Elected 2	Therese Rose BOURKE	44	44
Elected 3	Marius Matthew PURUNTATAMARI	25	40

FIRST PREFERENCES									
Voting centre	First preference votes						Ballot papers counted		
	Regis PANGIRAMINI	Jennifer ULLUNGURA CLANCY	Catherine STASSI	Therese Marie PURUNTATAMERI	Therese Rose BOURKE	Marius Matthew PURUNTATAMERI	Formal	Informal	Total
Mobile voting team	43	20	6	9	36	23	137	6	143
Absent	4	1	0	1	7	2	15	0	15
Postal	1	1	0	0	1	0	3	0	3
Total	48	22	6	10	44	25	155	6	161
%	31.0	14.2	3.9	6.5	28.4	16.1	96.3	3.7	58.1
	Enrolment								277



Councillor

Pine Creek ward

RESULTS

Enrolment: 219	Number of vacancies: 1
Formal votes: 115	Number of nominations: 3
Informal votes: 1	Quota: 58
Voter turnout: 116 (53.0%)	

Elected	Candidate name	First preference votes	Total votes after exclusions
	Alain DENOUEL	39	N/A
	Phil THOMPSON	17	N/A
Elected	Gaye LAWRENCE	59	N/A

FIRST PREFERENCES

Voting centre	First preference votes			Ballot papers counted		
	Alain DENOUEL	Phil THOMPSON	Gaye LAWRENCE	Formal	Informal	Total
Mobile voting team	34	14	35	83	1	84
Absent	1	1	10	12	0	12
Postal	4	2	14	20	0	20
Total	39	17	59	115	1	116
%	33.9	14.8	51.3	99.1	0.9	53.0
					Enrolment	219

Councillor

Timber Creek ward

RESULTS			
Enrolment:	409	Number of vacancies:	1
Formal votes:	167	Number of nominations:	3
Informal votes:	6	Quota:	84
Voter turnout:	173 (42.3%)		
Elected	Candidate name	First preference votes	Total votes after exclusions
Elected	Shirley GARLETT	61	90
	Kenivan ANTHONY	41	41
	Greg KIMPTON	65	77

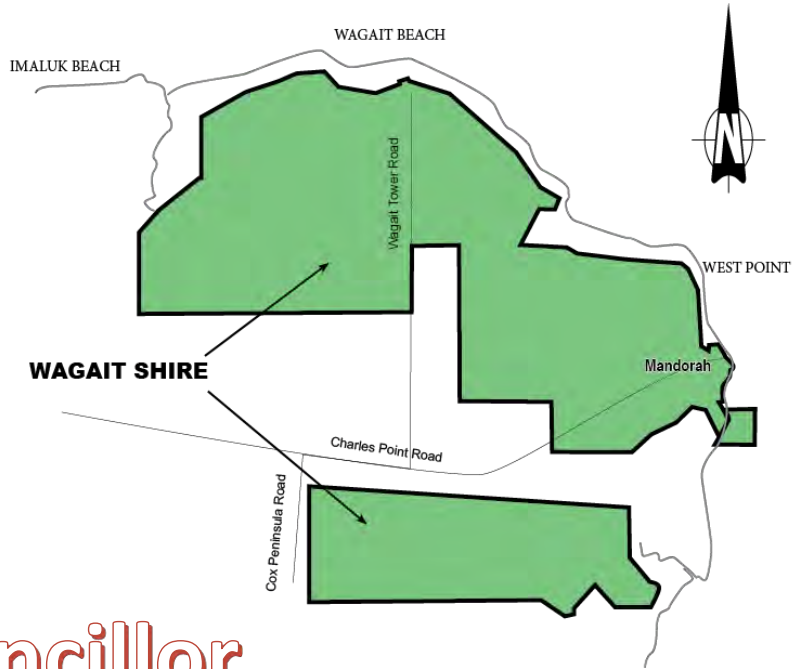
FIRST PREFERENCES						
Voting centre	First preference votes			Ballot papers counted		
	Shirley GARLETT	Kenivan ANTHONY	Greg KIMPTON	Formal	Informal	Total
Mobile voting team	50	38	48	136	2	138
Absent	7	3	2	12	0	12
Postal	4	0	15	19	4	23
Total	61	41	65	167	6	173
%	36.5	24.6	38.9	96.5	3.5	42.3
					Enrolment	409

Councillor

Walangeri ward

RESULTS			
Enrolment: 296		Number of vacancies: 1	
Formal votes: 78		Number of nominations: 2	
Informal votes: 2		Quota: 40	
Voter turnout: 80 (27.0%)			
Elected	Candidate name	First preference votes	Total votes after exclusions
Elected	Brian PEDWELL	59	N/A
	Riley YOUNG	19	N/A

FIRST PREFERENCES					
Voting centre	First preference votes		Ballot papers counted		
	Brian PEDWELL	Riley YOUNG	Formal	Informal	Total
Mobile voting team	48	16	64	2	66
Absent	3	0	3	0	3
Postal	8	3	11	0	11
Total	59	19	78	2	80
%	75.6	24.4	97.5	2.5	27.0
Enrolment					296

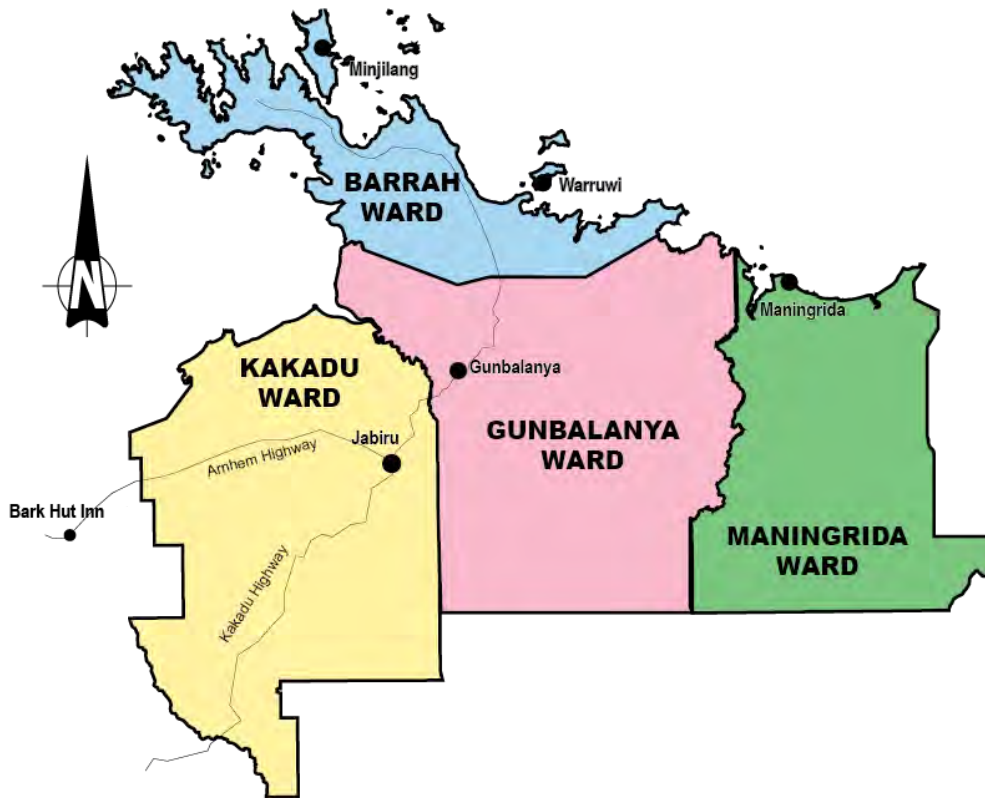


Councillor

RESULTS			
Enrolment:	311	Number of vacancies:	1
Formal votes:	228	Number of nominations:	8
Informal votes:	8	Quota:	39
Voter turnout:	236 (75.9%)		

Elected	Candidate name	First preference votes	Total votes after exclusions
Elected 2	Patricia McINTYRE	41	41
	Jo-Anne JAMES	4	4
Elected 4	Peter CLEE	33	40
	Brad IRVINE	9	18
	Katie CRANE	14	30
Elected 5	Neil WHITE	11	33
Elected 1	Michael VAUGHAN	87	87
Elected 3	Shenagh GAMBLE	29	51

FIRST PREFERENCES											
Voting centre	First preference votes								Ballot papers counted		
	Patricia MCINTYRE	Jo-Anne JAMES	Peter CLEE	Brad IRVINE	Katie CRANE	Neil WHITE	Michael VAUGHAN	Shenagh GAMBLE	Formal	Informal	Total
Wagait Beach	32	3	24	6	10	9	70	28	182	7	189
Absent	6	1	7	2	4	2	10	1	33	1	34
Postal	3	0	2	1	0	0	7	0	13	0	13
Total	41	4	33	9	14	11	87	29	228	8	236
%	18.0	1.8	14.5	3.9	6.1	4.8	38.2	12.7	96.6	3.4	75.9
Enrolment											311



Councillor

Barrah ward

RESULTS			
Enrolment:	420	Number of vacancies:	2
Formal votes:	112	Number of nominations:	4
Informal votes:	5	Quota:	37
Voter turnout:	117 (27.9%)		
Elected	Candidate name	First preference votes	Total votes after exclusions
Elected 1	James MARRAWAL	76	76
	Daisy Nawriga YARMIRR	7	20
Elected 2	Philip WASAGA	21	42
	Captain BROWN	8	11

FIRST PREFERENCES							
Voting centre	First preference votes				Ballot papers counted		
	James MARRAWAL	Daisy Nawriga YARMIRR	Philip WASAGA	Captain BROWN	Formal	Informal	Total
Mobile voting team	70	7	20	6	103	5	108
Absent	3	0	1	0	4	0	4
Postal	3	0	0	2	5	0	5
Total	76	7	21	8	112	5	117
%	67.9	6.3	18.8	7.1	95.7	4.3	27.9
						Enrolment	420

Councillor

Kakadu ward

RESULTS			
Enrolment: 647	Number of vacancies: 3		
Formal votes: 312	Number of nominations: 5		
Informal votes: 9	Quota: 79		
Voter turnout: 321 (49.6%)			
Elected	Candidate name	First preference votes	Total votes after exclusions
	Christine CHRISTOPHERSEN	22	25
Elected 1	Anna Elizabeth EGERTON	132	132
Elected 3	Ralph F BLYTH	55	79
Elected 2	Liz WILLIAMS	59	88
	Michelle SIEBERT	44	68

FIRST PREFERENCES								
Voting centre	First preference votes					Ballot papers counted		
	Christine CHRISTOPHERSEN	Anna Elizabeth EGERTON	Ralph F. BLYTH	Liz WILLIAMS	Michelle SIEBERT	Formal	Informal	Total
Mobile voting team	17	113	47	53	35	265	8	273
Absent	1	9	6	4	3	23	1	24
Postal	4	10	2	2	6	24	0	24
Total	22	132	55	59	44	312	9	321
%	7.1	42.3	17.6	18.9	14.1	97.2	2.8	49.6
Enrolment								647

Councillor

Maningrida ward

RESULTS			
Enrolment:	1,861	Number of vacancies:	4
Formal votes:	144	Number of nominations:	6
Informal votes:	19	Quota:	29
Voter turnout:	163 (8.8%)		
Elected	Candidate name	First preference votes	Total votes after exclusions
Elected 1	Matthew RYAN	91	91
Elected 2	Helen WILLIAMS	15	38
Elected 3	Julius Don KERNAN	10	31
	Nathan CARTER	3	5
	James WOODS	11	21
Elected 4	Valda BOKMAKARRAY	14	28

FIRST PREFERENCES									
	First preference votes						Ballot papers counted		
	Matthew RYAN	Helen WILLIAMS	Julius Don KERNAN	Nathan CARTER	James WOODS	Valda BOKMAKARRAY	Formal	Informal	Total
Voting centre									
Mobile voting team	84	8	7	2	8	9	118	17	135
Absent	3	2	0	0	0	1	6	0	6
Postal	4	5	3	1	3	4	20	2	22
Total	91	15	10	3	11	14	144	19	163
%	63.2	10.4	6.9	2.1	7.6	9.7	88.3	11.7	8.8
							Enrolment		1,861



Councillor

Nganmarriyanga ward

RESULTS			
Enrolment: 198	Number of vacancies: 1		
Formal votes: 107	Number of nominations: 2		
Informal votes: 0	Quota: 54		
Voter turnout: 107 (54.0%)			
Elected	Candidate name	First preference votes	Total votes after exclusions
	Sharon Louise CANN	10	N/A
Elected	Ralph NARBURUP	97	N/A

FIRST PREFERENCES					
Voting centre	First preference votes		Ballot papers counted		
	Sharon Louise CANN	Ralph NARBURUP	Formal	Informal	Total
Mobile voting team	10	90	100	0	100
Absent	0	2	2	0	2
Postal	0	5	5	0	5
Total	10	97	107	0	107
%	9.3	90.7	100.0	0.0	54.0
Enrolment					198

Councillor

Thamarrurr/Pindi Pindi ward

RESULTS			
Enrolment:	1,504	Number of vacancies:	4
Formal votes:	446	Number of nominations:	7
Informal votes:	57	Quota:	90
Voter turnout:	503 (33.4%)		
Elected	Candidate name	First preference votes	Total votes after exclusions
	Mark NINNAL	23	55
Elected 1	Mark TUNMUCK-SMITH	134	134
Elected 4	Wally MINJIN	57	92
Elected 2	Andrew BROWN	115	115
	Irene Janet DUMOO	22	43
Elected 3	Terry SAMS	72	90
	Mark MARTIN	20	28

FIRST PREFERENCES										
Voting centre	First preference votes							Ballot papers counted		
	Mark NINNAL	Mark TUNMUCK-SMITH	Wally MINJIN	Andrew BROWN	Irene Janet DUMOO	Terry SAMS	Mark MARTIN	Formal	Informal	Total
Mobile voting team	15	127	50	115	19	72	18	416	48	464
Absent	0	4	3	0	0	0	1	8	2	10
Postal	8	6	4	0	3	0	1	22	7	29
Total	23	137	57	115	22	72	20	446	57	503
%	5.2	30.7	12.8	25.8	4.9	16.1	4.5	88.7	11.3	33.4
								Enrolment		1,504

Council snapshots: Uncontested election results

Council	Ward/position	Vacancies	Elected member/s
Barkly Regional Council	Alyawarr ward councillor	4	Jack CLUBB
			Noel HAYES
			Ricky HOLMES
			Lucy JACKSON
Central Desert Regional Council	Akityarre ward councillor	2	William LIDDLE
			Renita WEBB
Coomalie Community Government Council	Batchelor Township ward councillor	2	Christian Neil McELWEE
			Deborah MOYLE
East Arnhem Regional Council	Gumurr Gattjirrk ward councillor	2	Lily ROY
			John RYAN
	Gumurr Marthakal ward councillor	3	Evelyna DHAMARRANDJI
			David DJALANGI
	Kaye THURLOW		
Litchfield Council	Central ward councillor	1	Christine OSBORN
	South ward councillor	1	Doug BARDEN
MacDonnell Regional Council	Iyarrka ward councillor	2	Marlene ABBOTT
			Selina KULITJA
	Ljirapinta ward councillor	3	Barry ABBOTT
			Roxanne KENNY
	Braydon WILLIAMS		
Roper Gulf Regional Council	Yugul Mangi ward councillor	2	Eric Yelawarra ROBERTS
			Owen TURNER
Tiwi Islands Regional Council	Milikapiti ward councillor	3	Lynette Jane DE SANTIS
			Connell TIPILOURA
			Pius TIPUNGWUTI
Victoria Day Regional Council	Daguragu ward councillor	1	Georgina MACLEOD
	Milngin ward councillor	1	Andrew Victor McTAGGART
West Arnhem Regional Council	Gunbalanya ward councillor	3	Otto DANN
			Davison NAWIRRIDJ
			Karl SRDINSEK
West Daly Regional Council	Tyemirri ward councillor	1	John WILSON